

Wheel dumpers



**WACKER
NEUSON**
all it takes!



These reasons speak for wheel dumpers from Wacker Neuson.

1. Tackle challenges – and easily master them.

You may not be able to choose the ground conditions, but you can choose your machine. Even on the most difficult of terrains, Wacker Neuson's wheel dumpers can carry out any task. The articulated pendulum joint provides high off-road capability and excellent traction on any surface.

2. The best conditions for performance – a strong hydrostatic drive system.

Technologies need to be time-tested and proven in application – every single day. The wheel dumpers from Wacker Neuson are equipped with high quality drive systems, which provide reliable performance and will impress you with their user-friendly operation.

3. Tried and tested for years – optimised together.

Our many years of experience and the close co-operation with our customers in product development make our wheel dumpers sought after helpers on any construction site. For many years to come as well.

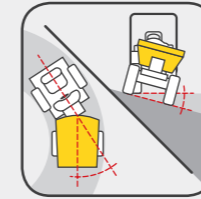
4. Flexibility and reliability – the hallmark of our wheel dumpers.

The wheel dumpers from Wacker Neuson are not only durable, sturdy and extremely reliable, but can also be used universally, thanks to a large amount of configuration options. Different types of skips as well as other options make it possible to configure the machine entirely according to your needs: These include everything from the air-conditioning system in the cab to the Speed version. We will be happy to advise you and ensure that each of your wheel dumpers provides you with reliable and powerful transportation of material.

Wacker Neuson – all it takes!

We offer products and services rendered that meet your high requirements and diverse applications. Wacker Neuson stands for reliability. This of course also applies to our wheel dumpers. We give our best every day to ensure your success. And we do this full of passion.

Transport expertise to the last detail.



Travel effortlessly over any ground conditions.

Neither narrow passages nor uneven surfaces can stop the wheel dumpers from Wacker Neuson: Thanks to the articulated pendulum joint, they are able to go anywhere. More on page 15.



Driving without changing gears.

Everything under control with the pedal: The hydrostatic drive system makes driving simple and shifting unnecessary in many cases. Details on page 25.



EQUIPCARE

Locate wheel dumper at any time.

With the global monitoring system, you can always determine the exact location of your machine.

Always the right skip.

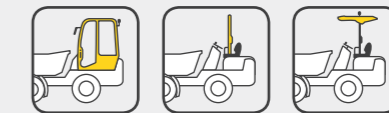
With a large selection of skip versions, the wheel dumpers are ideally outfitted for many applications. Light materials skip and special skips are also available.

An overview of all skip types can be found on page 35.



Complete security with cabin, canopy and roll over protective structure.

Choose between the safety cab with ROPS/FOPS Level II with integrated heater and optional air-conditioning system, the canopy for the perfect protection from the sun or rain and the roll over protective structure (ROPS) and practical sun visor. Details about this can be found on page 19.



Overview of all wheel dumpers.

All details on our wheel dumpers are also available online at: www.wackerneuson.com/dumper



DW15e

Maximum payload: 1,500 kg
> Page 04



1001

1,000 kg



1501

1,500 kg
> Page 08



1601

1,500 kg



DW20

2,000 kg



DW30

3,000 kg
> Page 12



4001

Maximum payload: 4,000 kg
> Page 12



DW50

5,000 kg
> Page 16



DW60

6,000 kg



DW90

9,000 kg
> Page 20



DW100

10,000 kg
> Page 20

Swivel seat dumper:



DV60

Maximum payload: 6,000 kg
> Page 26



DV90

9,000 kg



DV100

10,000 kg
> Page 26

Start easily and off you go: thanks to the electric travel drive system, no frequent gear changing is required and the operator can focus entirely on his work. The drive system and the work hydraulics can be operated self-contained of each other

Just as powerful as a conventional wheel dumper, but extremely quiet – ideal in noise-sensitive environments

Can be charged on a 230 V outlet



Remove material cleanly:
the electric wheel dumper DW15e.

	DW15e
Max. payload (kg)	1,500
Battery, capacity/output (Ah / kWh)	300 / 14.4
Width (mm)	1,305
Max. skip capacity heaped (l)	800
Skip versions	



Optionally with equipment for use on public roads:
side mirrors, reversing alarm, lighting

Fold-down roll over protective structure (ROPS)

Multifunctional display:
all functions as well as battery charge status can be seen at a glance

Wide protection at leg height
e.g. from moving parts, stone impact, branches, etc.

Large control stand
with lots of freedom of movement and leg clearance for the operator

Different dumping heights are not a problem thanks to the high tip skip

Many application areas thanks to the electric drive, such as indoors or on urban construction sites

Quick and easy maintenance access

Gradeability up to 50° provides safety and stability in steep ground conditions

Ideal for uneven ground conditions:
large ground clearance

Tractor tread for maximum safety and traction, optionally also with turf tires

Can also optionally be delivered with a swivel tip skip – ideal for working on trenches and slopes



Transport material completely free of emissions.

- ✓ One battery charge is enough for a whole workday (depending on the type of application)
- ✓ Maintenance-free 48 V battery and built-in battery charger
- ✓ Easily charge at a 230 V outlet
- ✓ The dimensions and power ratings are the same as with our conventional dumpers 1501
- ✓ Significantly lower noise emissions – ideal for many noise-sensitive areas
- ✓ Independent electric motors for the drive system and work hydraulics
- ✓ Energy recovery when braking and going downhill



Entry and exit on both sides for maximum safety in any construction site situation.



Low operating and maintenance costs thanks to the low-maintenance electric drive.



Competent on any terrain thanks to the articulated pendulum joint and 4 wheel drive.



Compact dimensions allow for efficient work in a narrow space, quick turning manoeuvres and easy transport.



The DW15e can be easily transported thanks to the optimally located lifting lugs and the low weight.












Low-maintenance, variable twin-lock 4-wheel drive makes working in difficult ground conditions a breeze

The articulated pendulum joint adapts to all unevenness and keeps the dumper stable in any situation

Compact dimensions make the wheel dumpers extremely manoeuvrable – ideal in confined spaces

Compact, safe and versatile: the wheel dumpers 1001, 1501, 1601.

	1001	1501	1601
Max. payload (kg)	1,000	1,500	1,500
Engine output (kW/HP)	18.9 / 25.7	18.9 / 25.7	18.9 / 25.7
Width (mm)	1,180	1,305	1,305
Max. skip capacity heaped (l)	525	800	1,044
Skip versions	 	 	  

Different dumping heights are not a problem thanks to the high tip skip

Optionally with equipment for use on public roads: side mirrors, reversing alarm, lighting

Stage-5 certified for minimum pollutant emissions

Rotating beacon for optimal visibility of traffic participants and construction site personnel

Clearly arranged instrument panel: all displays and operator's controls can be reached quickly

Reversing alarm and side mirrors for optimal all-round visibility and more safety on the construction site



Maximum traction and safety thanks to the tractor tread

High gradeability for material handling in steep ground conditions without restriction

With towing device as a standard – for manoeuvring work on the construction site, optionally available with an outlet

High ground clearance also makes off-road applications possible away from the construction site roads

Simple operation, low wear: the hydrostatic twin-lock 4-wheel drive saves time and money.



Entry and exit on both sides: this way the control stand can be easily reached in any machine position.



The 1001 can manage anywhere thanks to the compact design.



Fold-down roll over protective structure: ideal for low headroom or during transport.

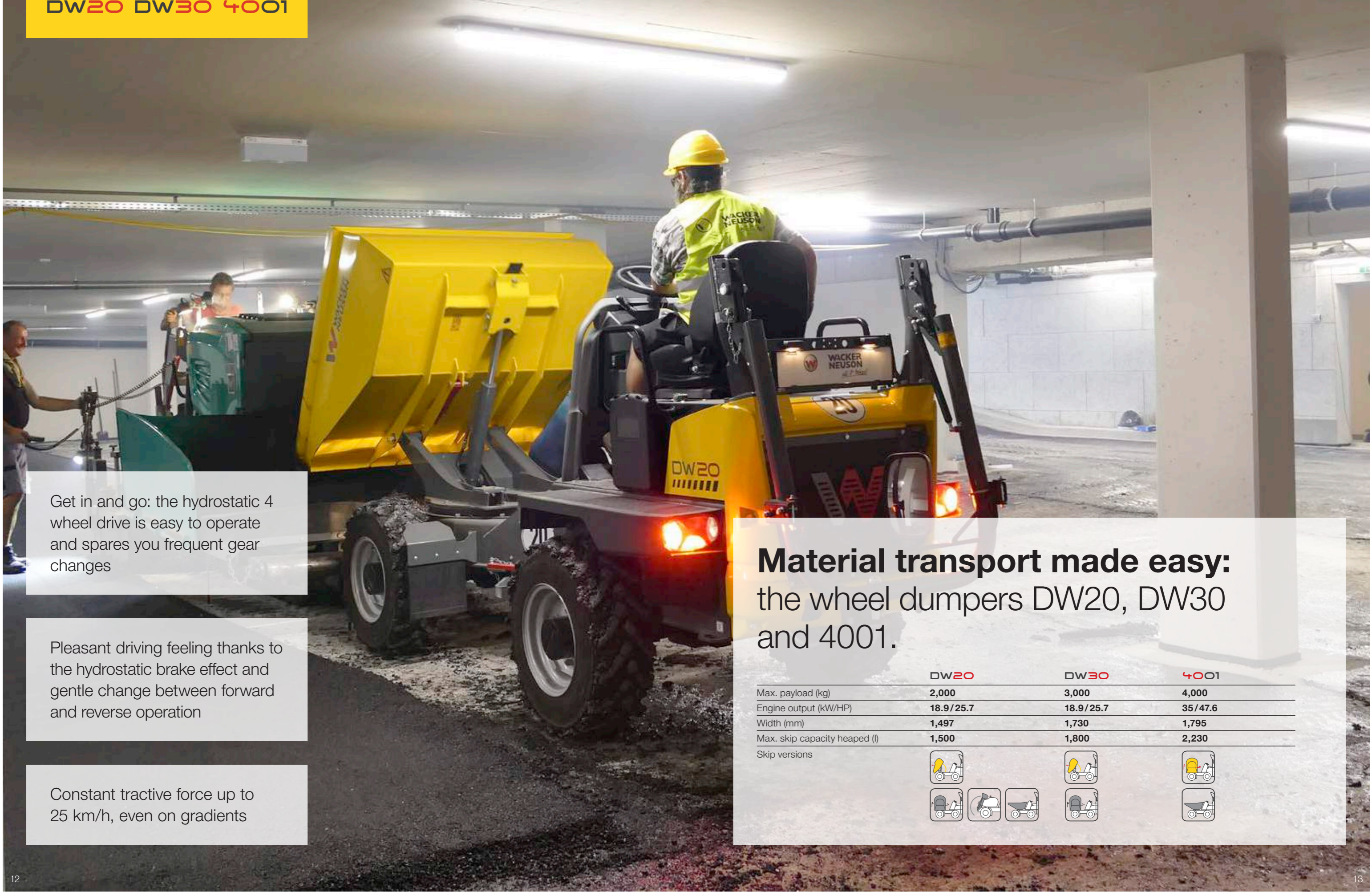


Simple service and maintenance accesses: at an optimal height and easy to access thanks to the hinged engine hood.



Tipping precisely: the swivel tip skip can be variably turned by 180°.




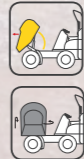
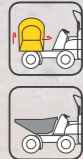


Get in and go: the hydrostatic 4 wheel drive is easy to operate and spares you frequent gear changes

Pleasant driving feeling thanks to the hydrostatic brake effect and gentle change between forward and reverse operation

Constant tractive force up to 25 km/h, even on gradients

Material transport made easy: the wheel dumpers DW20, DW30 and 4001.

	DW20	DW30	4001
Max. payload (kg)	2,000	3,000	4,000
Engine output (kW/HP)	18.9 / 25.7	18.9 / 25.7	35 / 47.6
Width (mm)	1,497	1,730	1,795
Max. skip capacity heaped (l)	1,500	1,800	2,230
Skip versions			

Compact dimensions offer a high level of manoeuvrability in narrow spaces and flexible transport options

Self-loading equipment optionally available for maximum independence on the construction site

Wide leg protection protects against external influences such as stone impact, branches or parts of the cargo

Maintenance intervals that are twice as long: lower service and operating costs

The viewing camera is directed to the blind spot in front of the machine. Using a screen, the operator thus has a view of what he would not see without a camera

Very good off-road capability thanks to the high ground clearance, the articulated pendulum joint and the small dimensions

Articulated pendulum joint adapts to all unevenness and keeps the dumper stable in all situations

Clearly arranged instrument panel with joystick operation: intuitive operation, quickly reach all important functions with one handle

The rotating beacon for better visibility of the machine

Fold-down ROPS (Roll Over Protective Structure) with gas pressure damper for safe operation without manual effort

Outfitted for road travel: side mirrors, lighting and reversing alarm

A seat contact switch makes it so that the machine only gets going when the operator is seated. If the operator stands, the speed is reduced in a controlled manner. This ensures maximum safety on the construction site

Spring-loaded parking brake: completely wear-free operation, durability and reliability without additional effort

Towing device with outlet available

Entry on both sides for safe entry and exit in all machine positions




High level of comfort, maximum safety and intuitive operation standard.

Thanks to a number of details and the resulting overall concept, work is made as pleasant as possible for the operator.

- Clearly arranged instrument panel with joystick operation: all displays at a glance. The modern joystick combines many functions in one handle: skip actuation, travel direction change, gear shift
- The belt coloured in orange signals its control function via the connection with the green LED light, which is externally attached to the machine. It lights up when the operator is properly secured while operating the machine (DW20 & DW30)
- Driver's seat, including seat contact switch: the machine can only be moved if the operator takes his seat. If the operator stands up during operation, the speed is reduced in a controlled manner – for maximum safety on construction site (DW20 & DW30).



Precise lateral unloading: not a problem with the swivel skip tip and variable 180° tipping.



25% differential lock function ensures constant traction, even in difficult ground conditions.




The DW20 can also be loaded without an additional machine thanks to the self-loading equipment and thus works at maximum efficiency.



The asphalt skip makes asphalt work much easier and is also specifically designed for application in areas with restricted height.

Cameras around the machine also secure the vicinity and provide a line of sight to areas that otherwise would not be visible.




For added safety during operation, the entries/exits were marked with a signal colour.



Engine hood swings open to the rear for optimal service and maintenance access.

All important areas can easily be reached by the end user from the ground without straining. You can also save money thanks to the maintenance intervals being twice as long.






Low-wear hydrostatic 4 wheel drive with ECO mode is easy to drive and reduces operating costs

Most powerful engine in its class

Everything is perfectly under control thanks to the clearly arranged instrument panel and intuitive joystick operation

Big technology, compact dimensions: the wheel dumper DW50.

	DW50
Max. payload (kg)	5,000
Engine output (kW/hp)	55.4/75.3
Width (mm)	1,915
Max. skip capacity heaped (l)	2,650
Skip versions	

Optional seat contact switch for maximum safety – prevents starting or stops the machine if the operator stands

Stage-5 certified for minimum pollutant emissions

Removable sun protection roof for the version with the ROPS bar

Fold-down ROPS (Roll Over Protective Structure) – ideal for starting under a low clearance height and to save space for transport

Variable up to 28 km/h for quick, jerk-free position change



Towing device, optionally available with outlet

Easy service access thanks to the engine hood that swings open to the rear at a perfect working height

Big control stand with plenty of room to work comfortably

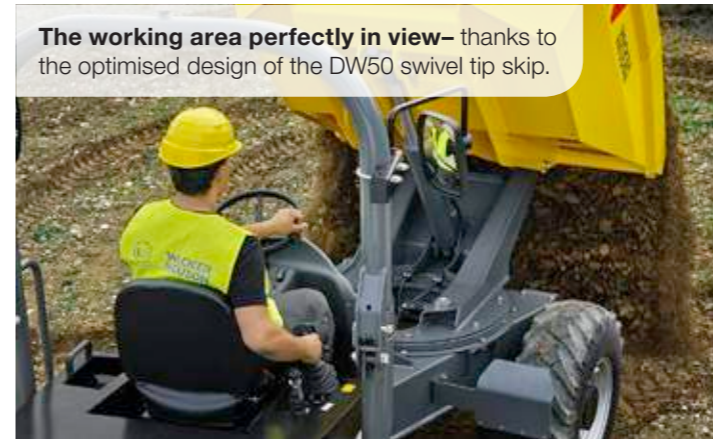
At home in any ground conditions thanks to the high ground clearance

Safely enter and exit from both sides in any construction site situation

Big tire selection, e.g. traction tractor tread for maximum traction or industrial tires for flexible applications

Viewing camera shows the blind spot in front of the machine

The working area perfectly in view – thanks to the optimised design of the DW50 swivel tip skip.



Turf tires have large contact surfaces, which protect the subsurface.



Articulated pendulum joint.



In many applications, rough ground conditions with bumps, small gradients and constricted places is a part of daily operations. For this reason, all wheel dumpers from Wacker Neuson are outfitted with an articulated pendulum joint.

- Excellent off-road capability, even under load
- Depending on the model, articulated pendulum steering up to max. 37°/15°
- The best ground contact and very good traction

Control stand and operating concept.

An innovative operating concept for control stand and seating console: all operator's controls, such as switches, the joystick or the display, are placed on the right-hand side. The left hand can thus always remain on the steering wheel!

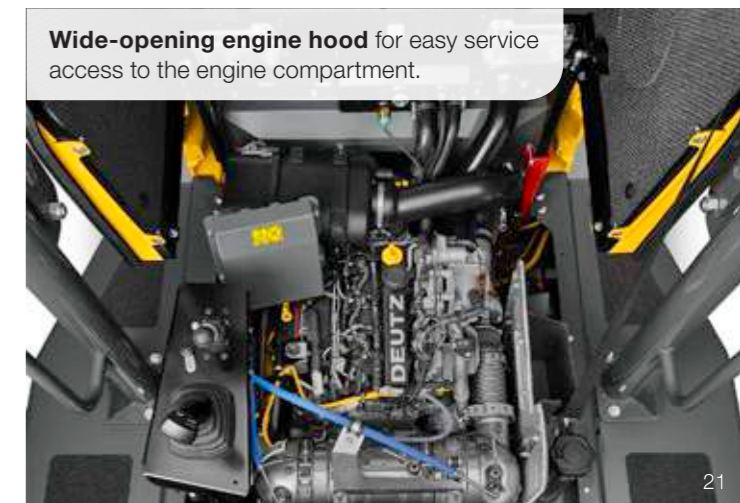
- Joystick for safe and convenient operation
- Display with service indicator for better planning
- Front-view camera, rear view mirror, and optimal lighting for excellent visibility



Fold-down ROPS (Roll Over Protective Structure): ideal for low passages and easy transport.



Wide-opening engine hood for easy service access to the engine compartment.











Economical and easy to operate: the hydrostatic 4 wheel drive with ECO mode

Heated cabin (optional) with ROPS/FOPS II certification for comfortable and safe working in any weather

Completely maintenance-free spring-loaded parking brake, automatically activated when the engine is switched off

Materials handling on a grand scale: the wheel dumpers DW60, DW90 and DW100.

	DW60	DW90	DW100
Max. payload (kg)	6,000	9,000	10,000
Engine output (kW/hp)	55/75	55/75	55/75
Width (mm)	2,329	2,493	2,491
Max. skip capacity heaped (l)	3,500	4,550	4,750
Skip versions	  	 	

Sun protection roof
allows for pleasant working in the heat, even without a cabin

Lockable display cover
protects against vandalism and damage

Big control stand
with plenty of free space for the operator

Can optionally be delivered with a swivel tip skip – ideal for working on trenches and slopes

Standard screw fastening points for optionally available front protection grille

Optionally with equipment for use on public roads: side mirrors, reversing alarm, lighting

Powerful diesel engine – optionally with closed diesel particulate filter – minimizes the particulate emissions to protect the operator and the environment

Front tip skip
for economical materials handling of large material volumes

Safe entry and exit on both sides for flexibility on the construction site

Front protective grille on the skip structure protects the operator and the cabin from material or excavator bucket

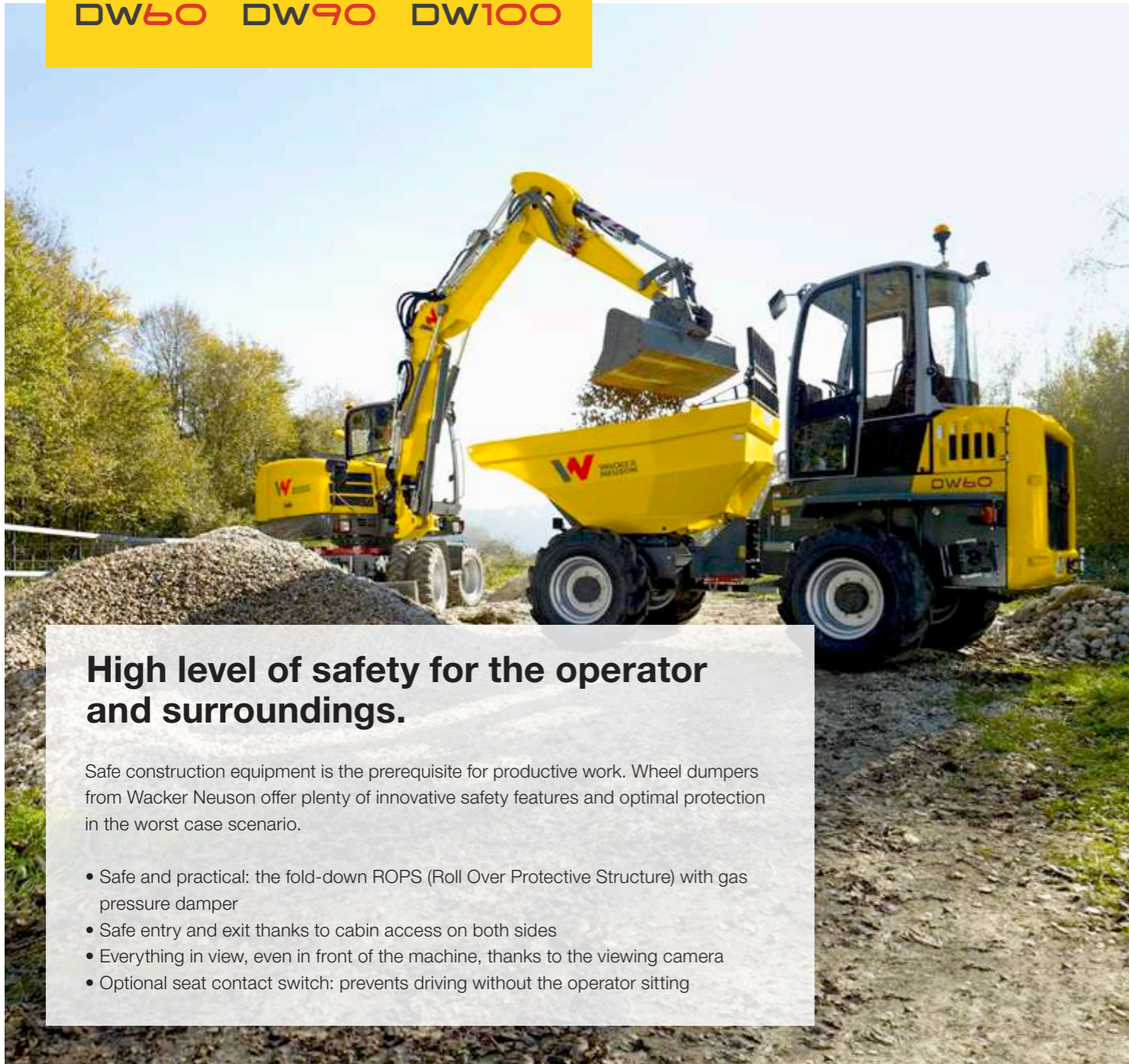
Work lights in front and rear for the perfect lighting at night and in poor visibility (optional)

Large tire selection: turf tires with large contact surface, industrial tires for flexible applications or tractor tread for maximum traction

Articulated pendulum joint for continuous ground contact in ground conditions

Towing device, optionally available with outlet





High level of safety for the operator and surroundings.

Safe construction equipment is the prerequisite for productive work. Wheel dumpers from Wacker Neuson offer plenty of innovative safety features and optimal protection in the worst case scenario.

- Safe and practical: the fold-down ROPS (Roll Over Protective Structure) with gas pressure damper
- Safe entry and exit thanks to cabin access on both sides
- Everything in view, even in front of the machine, thanks to the viewing camera
- Optional seat contact switch: prevents driving without the operator sitting


Quick and convenient materials handling with variable drive up to 30 km/h.



The mountains are calling? Our wheel dumpers are coming: with very good gradeability in off-road conditions.



Various functions, one handle: all wheel dumpers have a joystick for skip actuation, gear shift, change of travel direction and ECO mode.



Articulated pendulum joint: continuous ground contact of the machine, even in inclined positions.

Maintenance made easy.

A construction machine is only productive when it is in action. That is why we do everything we can to make maintenance work as efficient and cost-saving as possible, such as through:

- ✓ Low-wear drives
- ✓ Long maintenance intervals
- ✓ Low service access points



The optional air-conditioning system provides the perfect working temperature with optimal air circulation.



Perfect protection from rain, cold and heat: the optionally available cabin with ROPS/FOPS level II certification.








Innovative Dual View concept: 180° rotatable operator's seat offers the ideal view when loading and driving

The optionally available cabin combined with the front protection grille give the operator the best-possible protection and safety

Comfortable and low-wear: the hydrostatic 4 wheel drive accelerates variably without a loss of tractive force and gently changes between forwards and reverse operation



Dumper and truck in one: the Dual View dumpers DV60, DV90 and DV100.

	DV60	DV90	DV100
Max. payload (kg)	6,000	9,000	10,000
Engine output (kW/HP)	55.4 / 75.3	55.4 / 75.3	55.4 / 75.3
Width (mm)	2,330	2,420	2,420
Max. skip capacity heaped (l)	3,600	4,600	5,000
Skip versions	 	 	

Ideally equipped for working at night: with optional work lights

Running lights and rotating beacon for optimal visibility on the construction site

Optional seat contact switch for added safety: machine only runs when the operator is seated

Fold-down ROPS (Roll Over Protective Structure) ex work for low passage heights and easy transport, particularly easy to operate thanks to the gas pressure damper

Front tip skip with low centre of gravity for safe materials handling of large material volumes

Front protection grille on the skip structure protects the operator and cabin from falling material

Compact dimensions: much more manoeuvrable on the construction site than a truck

Equipment for use on public roads as a standard: side mirrors, reversing alarm, wheel chock, road traffic regulation accessories

Large tire selection: turf tires with large contact surface, industrial tires for flexible applications or tractor tread for maximum traction

Articulated pendulum joint adapts to all unevenness for maximum stability in any situation

Viewing camera shows the area behind the machine for added safety on the construction site

AUTO-STOP function: engine switches off automatically after a longer period of inactivity

Very good gradeability allows for safe working in any ground conditions

Hydrostatic brake function: brake lights illuminate automatically when releasing pressure on the gas pedal

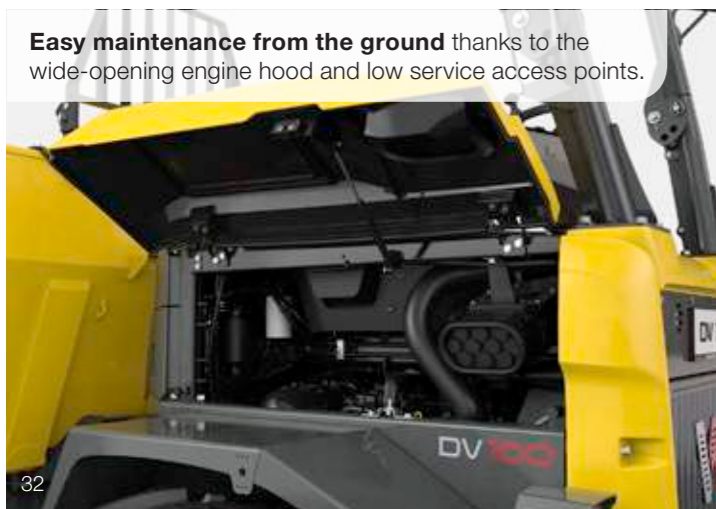
Hydrostatic 4 wheel drive with ECO mode for optimal use of power with minimum consumption



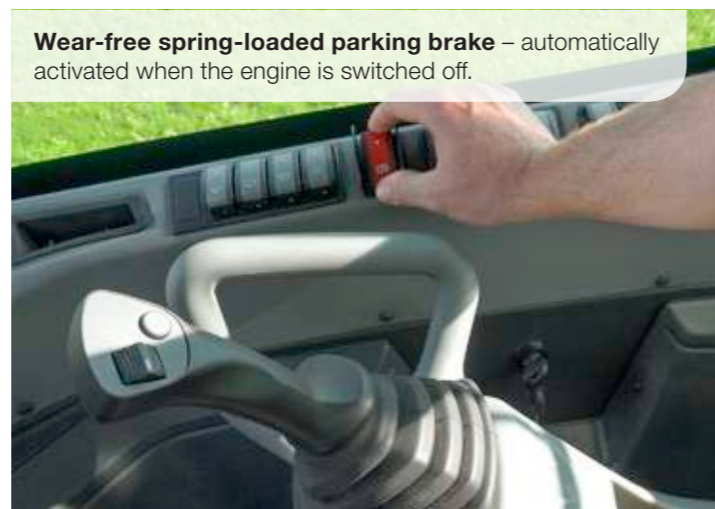


Get on, move off, save money!

Our big wheel dumpers have a hydrostatic 4 wheel drive. It accelerates variably with constant tractive force and can be operated by anyone, since frequent gear shifting is not required. Thanks to the hydrostatic braking effect, all you usually have to do to brake is just take your foot off the gas pedal. In ECO mode, consumption is also reduced to a minimum – with optimal use of power.



Easy maintenance from the ground thanks to the wide-opening engine hood and low service access points.



Wear-free spring-loaded parking brake – automatically activated when the engine is switched off.

Unrestricted view – especially in the main travel direction!



180° rotation of the entire operator's cab: release the lock, turn the seat together with the console and continue working as usual in no time.



More safety: perfect view of the working area at all times - whether during transportation, loading or unloading.



Higher productivity: act safely and with precision, even in confined spaces - no time wasted and no fuel consumption due to manoeuvring.



You can find more information about Dual View at: www.wackerneuson.com/dualview

More operating comfort thanks to the ergonomic swivel console.

Screen for standard rear view camera with lockable anti-vandalism protection; screen and camera meet IP69 requirements

Steering column with tilt adjustment facilitates safe ascent and descent

Additional storage possibility

Multifunction display for machine functions, including lockable display protection

Joystick handle with travel direction switch-over and skip actuation

Easy 180° rotation – no time-consuming turning manoeuvres

Rotating assembly mounted on bearings for quick change of the sitting position





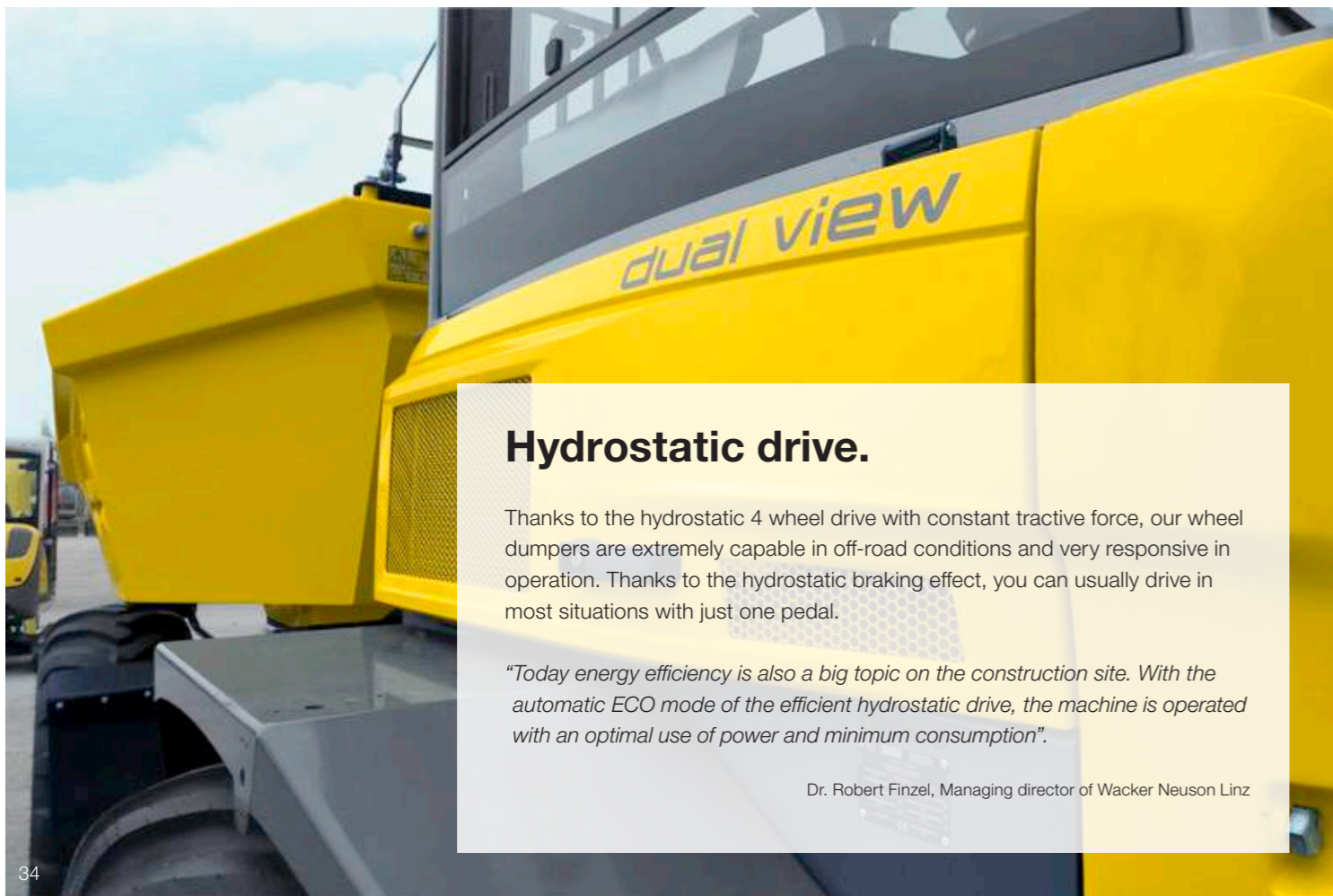

Made for job sites.

Our Dual View wheel dumpers offer a unique all-round visibility, during loading and removal. They are also extremely manoeuvrable, low-consumption and easy to operate – and thus far superior to any truck in the context of construction site operation.

Large comfort cab.

A pleasant working area is an important safety bonus. Every detail is just right with our dumper cabins:

- Large control stand with plenty of freedom of movement and leg clearance
- Steering wheel and operator's seat can be adjusted to any operator size
- Air-conditioning system for perfect working temperature and air circulation
- Clearly arranged instrument panel with intuitive joystick operation
- Tinted windows for optimum UV and noise protection
- ROPS/FOPS level-II certified
- Laminated sheet glass
- Cab noise level just 79 dB(A)
- Comfortable working conditions
- Steering wheel tilt adjustment
- 3-way adjustable operator's seat (backrest tilt, forward/backward, suspension adjusts to weight of operator)
- Plenty of storage areas
- Front sun shade



Hydrostatic drive.

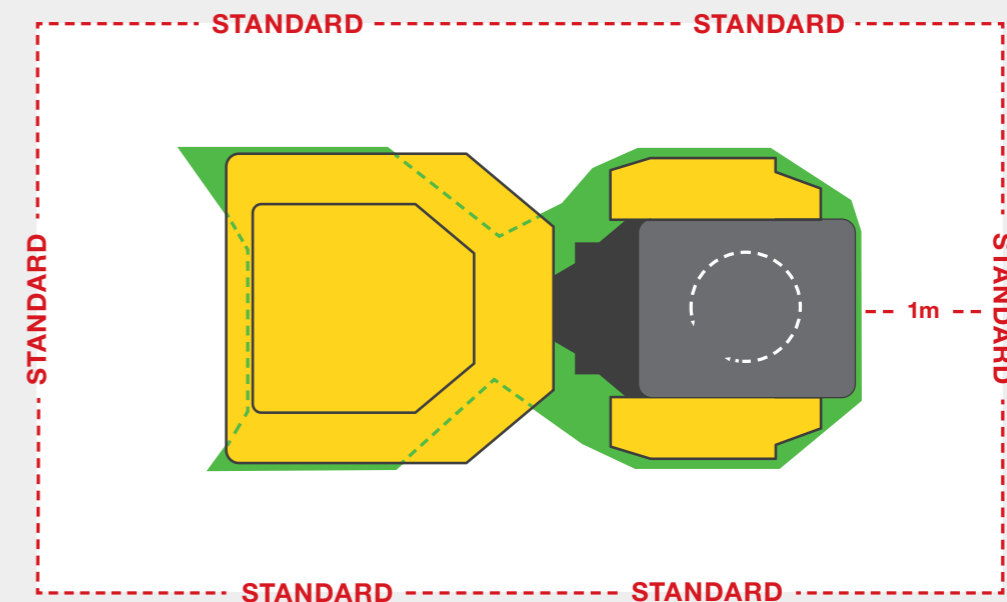
Thanks to the hydrostatic 4 wheel drive with constant tractive force, our wheel dumpers are extremely capable in off-road conditions and very responsive in operation. Thanks to the hydrostatic braking effect, you can usually drive in most situations with just one pedal.

"Today energy efficiency is also a big topic on the construction site. With the automatic ECO mode of the efficient hydrostatic drive, the machine is operated with an optimal use of power and minimum consumption".

Dr. Robert Finzel, Managing director of Wacker Neuson Linz

Simply see more.

The Dual View clearly stands above the requirements of the line-of-sight standard ISO 5006:2017.



Better than the standards!

From here you can overlook a height of 1.2 m with the Dual View*

From here, you must be able to see a height of 1.2 meters according to the line-of-sight standard

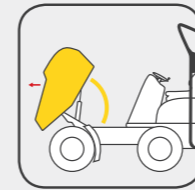
* With mirrors and rear view camera

The right skip for any requirement.

Whether for construction sites, gardening and landscaping, or municipal use: the different skip types are designed for different needs and provide you with exactly the qualities that are in demand.



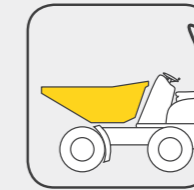
Skip versions at a glance.



Front tip skip


The front tip skip is ideal if a lot of material has to be transported in a short period of time.

- For larger material volumes up to 4.75 m³
- Low centre of gravity and low dumping height
- Economic solution



Other types of skips

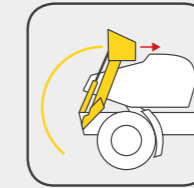
A low dump height is important in many applications. This is exactly why the DW20 and the DW30 have special skips. When very large volumes need to be transported, a light materials skip is recommended, which is available for the 4001 Speed.



High tip skip

If height differences are to be compensated when emptying the material, the high tip skip is the right choice.


- Suitable for container loading
- Dump height is over 1.8 m
- Flexible use as front or high tip skip



Self-loading equipment

Entirely without other machines, lots of material can be filled in a short time with the self-loading equipment.

- Lifting of up to 300 kg material
- Self-contained actuation of loading arm and bucket



Swivel tip skip

Thanks to the infinitely variable 180° tipping, the swivel tip skip puts your material exactly where you want it – ideal for limited spaces.

- Levelling when transporting liquids on gradients
- 2 × 90° turn motor left and right
- Side filling possible

More about our skips online:
www.wackerneuson.com/muldenvarianten



Asphalt skip



Light materials skip



Front tip skip



High tip skip



Swivel tip skip



Self-loading equipment

Configuration options

WHEEL DUMPERS

	DW15E	1001	1501	1601	DW20	DW30	4001	DW50	DW60	DW90	DW100	DV60	DV90	DV100
SKIP														
Asphalt skip (rotatable)	-	-	-	-	○	-	-	-	-	-	-	-	-	-
Swivel tip skip	○	-	○	○	○	○	●	●	○	○	-	○	○	-
Front tip skip	-	-	-	●	●	●	-	-	●	●	●	●	●	●
High tip skip	●	●	●	○	-	-	-	-	-	-	-	-	-	-
Light materials skip	-	○	-	-	-	-	○	-	-	-	-	-	-	-
Swivel tip skip 3 m (Switzerland)	-	-	-	-	-	-	-	-	○	-	-	-	-	-
Self-loading equipment	-	-	-	-	○	-	-	-	-	-	-	-	-	-
Special skip	-	-	-	-	○	-	-	-	-	-	-	-	-	-
CABIN														
Cabin roll over protection system/ FOPS level II	-	-	-	-	-	-	-	-	○	○	○	○	○	○
Air-conditioning system	-	-	-	-	-	-	-	-	○	○	○	○	○	○
Complete radio	-	-	-	-	-	-	-	-	○	○	○	-	-	-
Sun shade roof	-	-	-	-	-	-	-	○	○	○	○	-	-	-
Fold-down ROPS bar	●	●	●	●	●	●	●	●	●	●	●	●	●	●
Fold-down ROPS gas pressure damper	-	-	-	-	●	●	-	-	●	●	●	●	●	●
Canopy (roll over protection system/ FOPS level II)	-	-	-	-	-	-	-	-	-	-	-	○	○	○
Laminated sheet glass LSG	-	-	-	-	-	-	-	-	-	-	-	●	●	●
Tinted windows	-	-	-	-	-	-	-	-	-	-	-	●	●	●
Vandalism protection for the display	-	-	-	-	-	-	-	-	●	●	●	●	●	●
Artificial leather seat	-	-	-	-	-	-	-	-	-	-	-	○	○	○
HYDRAULICS														
Panolin HLP Synt46 (biodegradable oil)	○	○	○	○	○	○	○	○	○	○	○	○	○	○
ENGINE AND DRIVE SYSTEM														
Turbo diesel engine Tier IV closed DPF	-	-	-	-	-	-	-	○	○	○	○	-	-	-
Turbo diesel engine Tier IV open DPF	-	-	-	-	-	-	-	-	●	●	●	-	-	-
25 km/h version	-	-	-	-	-	-	○	●	●	●	●	●	●	●
28 km/h version	-	-	-	-	-	-	-	○	○	-	-	-	-	-
30 km/h version	-	-	-	-	-	-	-	-	○	○	-	-	-	-
Hydrostatic 4 wheel drive	●	●	●	●	●	○	●	●	●	●	●	●	●	●
Articulated frame steering	●	●	●	●	●	●	●	●	●	●	●	●	●	●
Partially-locked differential	-	-	-	-	●	●	●	●	-	-	-	-	-	-
DV 30/10/15/10 km/h	-	-	-	-	-	-	-	-	-	-	-	○	○	○
DV 30/15/20/15 km/h	-	-	-	-	-	-	-	-	-	-	-	○	○	○
EQUIPCARE														
EquipCare including app and PC manager*	○	-	-	-	●	●	-	●	●	●	●	●	●	●
PAINT JOB														
Special machine paint no RAL	○	○	○	○	○	○	○	○	○	○	○	○	○	○
Special paint cab/canopy RAL	-	-	-	-	-	-	-	-	○	○	○	○	○	○
Special machine paint RAL	○	○	○	○	○	○	○	○	○	○	○	○	○	○

● Standard ○ Option – Not suitable

* Available in Germany, Switzerland, Austria, Great Britain, Sweden, France, Denmark, Norway, Belgium, Ireland, the Netherlands and Luxembourg. Additional countries optional.

WHEEL DUMPERS

	DW15E	1001	1501	1601	DW20	DW30	4001	DW50	DW60	DW90	DW100	DV60	DV90	DV100
WARRANTY EXTENSIONS														
Security 24 C (2,000 h)	○	○	○	○	○	○	○	○	○	○	○	○	○	○
Security 36 C (3,000 h)	-	○	○	○	○	○	○	○	○	○	○	○	○	○
Security 48 C (4,000 h)	-	○	○	○	○	○	○	○	○	○	○	○	○	○
Security 60 C (5,000 h)	-	-	-	○	○	○	○	○	○	○	○	○	○	○
TIRES														
Tractor tread	●	●	●	●	●	●	●	●	●	●	●	●	●	●
Turf tread	○	-	-	-	-	-	-	○	○	-	-	○	-	-
Narrow tires	-	○	-	-	-	-	-	-	-	-	-	-	-	-
Industrial profile	-	-	-	-	-	-	○	○	○	-	-	-	-	-
Twin tires	-	○	-	-	-	-	-	-	-	-	-	-	-	-
OTHER														
Towing device	●	●	●	●	○	○	●	●	○	○	○	○	○	○
Outlet for towing device	○	○	○	○	○	○	○	○	○	○	○	○	○	○
Running lights	-	-	-	-	-	-	-	-	○	○	○	○	○	○
Road traffic regulation accessories	○	○	○	○	○	○	○	○	○	○	○	-	-	-
Manufacturer confirmation	○	○	○	○	○	○	○	○	○	○	○	○	○	○
Trailer hitch (manual)	-	-	-	-	-	-	-	○	○	○	○	-	-	-
Wheel chock	-	-	-	-	○	○	○	○	○	○	○	-	-	-
TÜV road circulation approval (D)	○	○	○	○	○	○	○	○	○	○	○	○	○	○
SECURITY														
Front and rear work lights	○	-	-	-	-	-	-	-	○	○	○	-	-	-
Rear work lights	-	-	-	-	-	-	-	-	-	-	-	○	○	○
Front and rear-view camera	-	-	-	-	○	○	-	-	-	-	-	○	○	○
Side mirror (rear-view mirror)	○	○	○	○	○	○	○	○	○	○	○	○	○	○
Reversing warning system	○	○	○	○	○	○	○	○	○	○	○	○	○	○
Rotating beacon	○	○	○	○	○	○	○	○	○	○	○	○	○	○
Protective grating for front window	-	-	-	-	-	-	-	-	-	-	-	-	-	-
Front grille guard for skip structure	-	-	-	-	-	-	-	-	○	○	○	○	○	○
Visual camera	-	-	-	-	○	○	○	○	○	○	○	○	○	○
Seat contact switch	●	-	-	-	○	○	-	○	○	○	○	○	○	○
Step in signal color	-	-	-	-	○	○	-	-	○	○	○	○	○	○
Running lights	-	-	-	-	-	-	-	-	○	○	○	○	○	○
LED rotating beacon	○	○	○	○	○	○	○	○	○	○	○	○	○	○
Belt orange & rotating light LED green	-	-	-	-	-	○	-	-	-	-	-	○	○	○

● Standard ○ Option – Not suitable

Dimensions

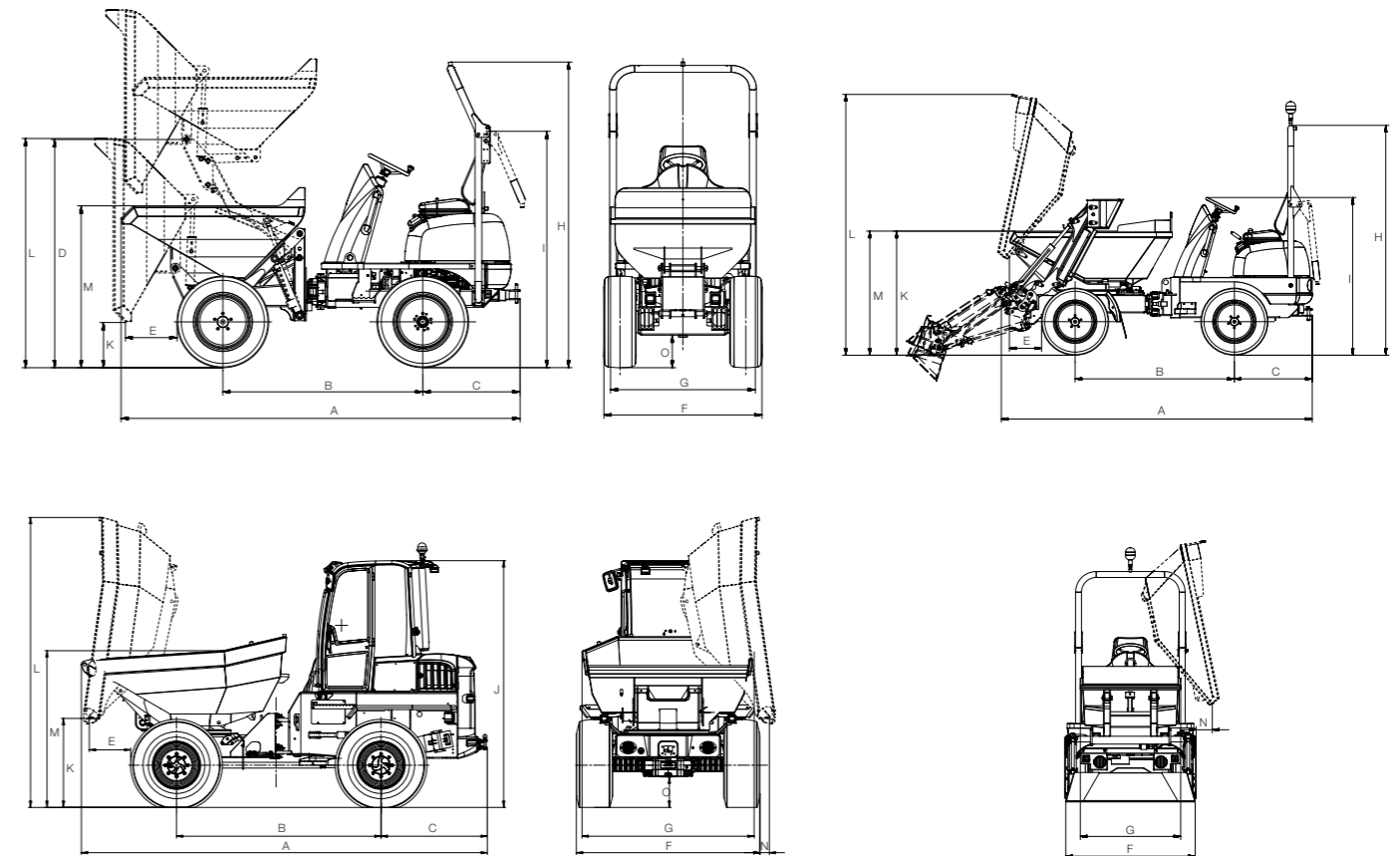
WHEEL DUMPERS

		DW15e		1001		1501		1601		DW20		DW30		4001	DW50	DW60		DW90			
		High tip skip	Swivel tip skip	High tip skip	Narrow	High tip skip	Swivel tip skip	High tip skip	Swivel tip skip	Front tip skip	Front tip skip / asphalt skip	Swivel tip skip	Swivel tip skip	Front tip skip	Swivel tip skip / light materials skip	Swivel tip skip	Swivel tip skip	Front tip skip	Swivel tip skip	Front tip skip	
GENERAL INFORMATION		UNIT																			
A	Total length	mm	3,300	3,214	3,080	3,300	3,220	3,300	3,220	3,310	3,788/3,865	3,784/3,813***	3,904	3,786	4,200	4,495	4,935 (4,768*)	4,577	5,185	4,762	
B	Wheel base	mm	1,755		1,500	1,650	1,700	1,650	1,700		1,882		1,945		1,960	2,140	2,485		2,700		
C	Tail overhang including towing hitch	mm	746		810	810		810		1,041		1,039		1,215	1,230	1,292	2,485	1,292			
D	Pivot point of the high tip skip	mm	1,924	–	740/1,825	820/1,885	–	820/1,885	–		–		–		–	–	–		–		
E	Dumping width	mm	375	–	510	400	280	400	280	370	649/527	481/457***	482	543	600	630	502 (490*)	609	482	556	
F	Vehicle width	mm	1,322		1,180	990	1,305		1,305		1,497		1,730		1,795	1,915	2,230		2,463		
G	Skip width	mm	1,234		1,130	990	1,225	1,260	1,200	1,260	1,300	1,490/1,488	1,482/1,121***	1,730	1,740	1,910	2,091	2,329	2,273	2,489	
H	Overall height of ROPS	mm	2,550		2,580	2,550		2,550		2,738		2,778		2,700	2,815	3,108		3,353	3,163		
I	Height of ROPS folded down	mm	1,971		1,960	1,960		1,960		1,873		1,913		1,930	2,030	2,299		2,544	2,354		
J	Cabin height	mm	–		–	–		–		–		–		–	–	2,993		3,243	3,053		
K	Height of tipping edge Skip tipped	mm	445/1,516	740	465/1,560	465/1,140	370/1,450	680	370/1,450	680	360	193/675	910/881***	994	233	1,030	1,160	1,082/1,174**	458	1,169	531
L	Height of skip tipped	mm	1,966/3,038	2,276	1,770/2,860	1,770/2,440	1,895/2,975	2,250	1,895/2,975	2,250	1,970	2,034/2,187	2,855/2,862***	3,082	2,074	3,200	3,620	3,522	2,488	3,867	2,740
M	Height of skip not tipped	mm	1,408/2,479	1,340	1,230	1,345	1,300	1,345	1,300	1,345	1,433/1,430	1,404/1,388***	1,475	1,473	1,500	1,790	1,905	1,813	2,121	2,004	
N	Dumping width lateral	mm	–	108	–	–	100	–	100	–	–/363	241/263***	235	–	270	260	115/101**	–	188	–	
O	Ground clearance	mm	252		270	260		260		217		257		300	370	369		406			

WHEEL DUMPERS

		DW100		DV60		DV90		DV100	
		Front tip skip	Swivel tip skip	Front tip skip	Swivel tip skip	Front tip skip	Swivel tip skip	Front tip skip	
GENERAL INFORMATION		UNIT							
A	Total length	mm	4,762	4,448	4,699	4,622	4,891	4,660	
B	Wheel base	mm	2,700		2,485	2,700		2,700	
C	Tail overhang including towing hitch	mm	1,292	1,157		1,157		1,157	
D	Pivot point of the high tip skip	mm	–						
E	Dumping width	mm	556	565	456	520	457	549	
F	Vehicle width	mm	2,463	2,230		2,420		2,420	
G	Skip width	mm	2,491	2,328	2,218	2,497	2,453	2,504	
H	Overall height of ROPS	mm	3,353	3,377		3,382		3,382	
I	Height of ROPS folded down	mm	2,544	2,400		2,405		2,405	
J	Cabin height	mm	3,243	2,940		2,945		2,945	
K	Height of tipping edge Skip tipped	mm	491	385	1,100	357	1,168	326	
L	Height of skip tipped	mm	2,757	2,463	3,639	2,723	3,980	2,723	
M	Height of skip not tipped	mm	2,082	1,828	1,981	1,970	2,230	2,041	
N	Dumping width lateral	mm	–	–	69	–	152	–	
O	Ground clearance	mm	406	370		358		358	

* For swivel tip skip 3 m (Switzerland) ** Power version *** SLE



Editions

Wacker Neuson offers a number of pre-configured editions per machine. You can choose from the following editions.

WHEEL DUMPERS

	DW15e			1001			1501			1601			DW20		DW30			4001			DW50		DW60			DW90			DW100		DV60		DV90			DV100										
	Base machine	Edition A 1.0	Edition B 1.0	Base machine	Edition A 3.0	Edition B 2.0	Base machine	Edition A 2.0	Edition B 2.0	Base machine	Edition A 3.0	Edition B 3.0	Base machine	Edition A 1.0	Base machine	Edition A 1.0	Edition B 1.0	Base machine	Edition A 2.0	Edition B 2.0	Base machine	Edition A 5.0	Base machine	Edition B 5.0	Edition C 7.0	Base machine	Edition A 6.0	Edition B 6.0	Edition C 5.0	Base machine	Edition B 7.0	Base machine	Edition A 3.0	Base machine	Edition A 3.0	Edition B 3.0	Base machine	Edition A 3.0								
SKIP																																														
Swivel tip skip			X						X					X		X	X	X	X	X	X	X		X	X			X					X			X			X							
Front tip skip										X	X		X		X									X	X		X	X								X	X			X	X					
High tip skip	X	X		X	X	X	X	X				X															X	X													X	X				
CABIN																																														
Cabin roll over protection system/ FOPS level II																										X					X		X			X		X	X			X				
Air-conditioning system																																					X		X	X			X			
Fold-down ROPS bar	X	X	X	X	X	X	X	X	X	X	X	X	X	X	X	X	X	X	X	X	X	X	X	X	X	X	X	X	X	X	X	X	X	X	X	X	X	X	X	X	X	X	X			
Vandalism protection for the display																																						X	X	X	X	X	X	X		
Artificial leather seat														X		X	X																			X		X	X			X				
ENGINE AND DRIVE SYSTEM																																														
Version 25 km/h																					X	X																				X				
Version 28 km/h																																													X	
DV 30/10/15/10 km/h																																												X		
TIRES																																														
Tractor tread	X	X		X		X	X	X	X	X	X	X	X	X	X	X	X	X	X	X	X	X	X	X	X	X	X	X	X	X	X	X	X	X	X	X	X	X	X	X	X	X	X	X		
Turf tread			X																																											
Narrow tires					X																																									
Industrial tires																				X																										
OTHER																																														
Towing device														X		X	X																					X		X	X			X		
Outlet for towing device					X									X		X	X			X	X		X		X	X		X	X	X		X					X		X	X	X			X		
Road traffic regulation accessories				X	X		X	X		X	X		X		X	X	X			X	X		X		X	X		X	X	X		X	X	X					X	X	X	X	X	X	X	
Trailer hitch (manual)																																														
Wheel chock		X	X		X	X		X	X		X	X		X		X	X																													
Battery charger for xGEL 230 V 16 A		X	X																																											
Display for camera and machine signals																										X	X	X											X	X	X	X	X	X	X	
Document box reachable from operator's seat														X	X	X	X	X																				X	X	X	X	X	X	X		
SECURITY																																														
Front and rear work lights		X	X																																											
Rear work lights																																														
Side mirror (rear-view mirror)		X	X		X		X	X		X	X		X		X	X	X			X	X		X		X	X		X	X	X		X														
Side mirrors (left/right)																																														
Reversing warning system		X	X		X	X		X	X		X	X		X		X	X			X	X		X		X	X		X	X	X		X														
Front grille guard for skip structure																																														
Visual camera																			X	X							X	X	X	X	X	X	X	X	X	X	X	X	X	X	X	X	X	X	X	
Seat contact switch														X		X	X									X	X		X	X	X															
Step in signal color														X		X	X									X	X		X	X	X															
Running lights																																														
LED rotating beacon		X	X		X	X		X	X		X	X		X		X	X											X	X	X																
Belt orange & rotating light LED green																																														

Technical Data

		DW15e		1001		1501		1601			DW20				DW30		4001 (Speed)			DW50	DW60	
		High tip skip	Swivel tip skip	High tip skip	Narrow	High tip skip	Swivel tip skip	High tip skip	Swivel tip skip	Front tip skip	Swivel tip skip	Front tip skip	SLE	Asphalt skip	Swivel tip skip	Front tip skip	Swivel tip skip	Light materials skip	Swivel tip skip	Swivel tip skip	Front tip skip	
GENERAL INFORMATION		UNIT																				
Payload	kg	1,500		1,000	8.50	1,500		1,500				2,000			3,000		4,000	3,500	4,000	5,000	6,000	
Shipping weight	kg	1,261		1,215	1,150	1,320	1,261	1,261		2,034	1,899	2,389	2,039	2,142	1,987	2,730	2,640	2,730	3,445	4,866	4,483	
Skip capacity struck	l	650		415		650		650	829	950	1,200	780	950	1,280	1,420	1,650	1,350	1,650	1,970	2,350	2,650	
Skip capacity heaped	l	800		525		800		850	1,044	1,280	1,500	1,060	1,160	1,750	1,800	2,130	1,900	2,130	2,650	3,200	3,500	
Skip capacity water volume	l	420	325	275		420	325	420	325	612	700	950	630	740	990	1,110	1,130		1,200	1,660	1,900	
ENGINE		UNIT																				
Make/Model	-	-		Yanmar 3TNV76		Yanmar 3TNV76		Yanmar 3TNV76		Yanmar 3TNV76		Yanmar 3TNV76		Yanmar 3TNV76		Yanmar 3TNV76		Yanmar 4TNV88		Deutz TCD 2.9	Perkins 854F	
Design system	-	-		Water-cooled 3-cylinder diesel		Water-cooled 3-cylinder diesel		Water-cooled 3-cylinder diesel		Water-cooled 3-cylinder diesel		Water-cooled 3-cylinder diesel		Water-cooled 3-cylinder diesel		Water-cooled 3-cylinder diesel		Water-cooled 4-cylinder diesel		Water-cooled 4-cylinder turbo diesel	Water-cooled 4-cylinder turbo diesel	
Output (ISO 3046/1)	kW/hp	6.5		18.9/25.7		18.9/25.7		18.9/25.7		18.9/25.7		18.9/25.7		18.9/25.7		18.9/25.7		35/47.6		55.4/75.3	55/74.8	
Displacement	cm³	-		1,116		1,116		1,116		1,116		1,116		1,116		1,116		2,189		2,900	3,400	
Operating speed	rpm	-		3,000		3,000		3,000		3,000		3,000		3,000		3,000		2,800		2,300	2,200	
Emissions/exhaust level	-	100% electric		Level 5		Level 5		Level 5		Level 5		Level 5		Level 5		Level 5		Level 3a		Level 5	Level 3b	
DRIVE CHARACTERISTICS		UNIT																				
Max. travel speed	km/h	14		14		16		16		20		20		20		20		21	25	28	25	
Centre pivot angle	-	± 33°		± 33°		± 33°		± 33°		± 36°		± 36°		± 36°		± 36°		± 37°		± 37°	± 29°	
Oscillation	-	± 15°		± 15°		± 15°		± 15°		± 15°		± 15°		± 15°		± 15°		± 15°		± 15°	± 11°	
Turning radius , external	mm	3,650		3,200		3,300		3,300		3,700		3,700		3,900		3,900		3,730		4,250	6,000 6,150	
Gradeability max.	%	45		45		50		50		50		50		50		50		50		50	50	
DRIVE		UNIT																				
Drive	-	4WD electric		4WD Twin Lock		4WD Twin Lock		2WD Hydrostatic		4WD Hydrostatic		4WD Hydrostatic		4WD Hydrostatic		4WD Hydrostatic		4WD Hydrostatic		4WD hydro-static incl. ECO-mode	4WD Hydrostatic	
Tires	-	10.0/75-15.3 tractor tread		10.00/75-15.3 tractor tread	6.00/16.3 tractor tread	10.00/75-15.3 tractor tread		10.00/75-15.3 tractor tread		10.00/75-15.3 tractor tread		10.00/75-15.3 tractor tread		11.5/80-15.3 tractor tread		11.5/80-15.3 tractor tread		11.50/80-15.3 tractor tread		12.5-18/16 tractor tread	405/70-20 tractor tread	
HYDRAULIC SYSTEM		UNIT																				
Drive pump	-	-		Axial piston pump		Axial piston pump		Axial piston pump		Axial piston pump		Axial piston pump		Axial piston pump		Axial piston pump		Axial piston pump		Axial piston pump	Axial piston pump	
Flow rate	l/min	-		84		135		84		66		66		66		66		112		132	152	
Operating pressure	bar	-		360		360		420		440		440		440		440		420		450	450	
Work pump	-	Gear pump		Gear pump		Gear pump		Gear pump		Gear pump		Gear pump		Gear pump		Gear pump		Gear pump		Gear pump	Gear pump	
Flow rate	l/min	11.4		25		25		25.7		33.4		33.4		33.4		33.4		45		45	68	
Operating pressure	bar	175		170		170		170		200		200		200		200		175		220	235	
TANK CAPACITY		UNIT																				
Diesel tank	l	-		15		20		20		35		35		35		35		40		50	83	
Hydraulic oil tank	l	20		20		20		20		31		31		31		31		48		40	60	
NOISE EMISSIONS		UNIT																				
Sound power level (LWA) (as per 2000/14/EC)	dB(A)	85		101		101		101		101		101		101		101		101		101	101	

Technical Data

		DW90		DW100	DV60		DV90		DV100
		Swivel tip skip	14,808 mm	Front tip skip	Swivel tip skip	Front tip skip	Swivel tip skip	Front tip skip	Front tip skip
GENERAL INFORMATION									
UNIT									
Payload	kg	9,000		10,000	6,000		9,000		10,000
Shipping weight	kg	5,611	5,183	5,228	-		-		-
Skip capacity struck	l	3,300	3,750	4,100	2,350	2,700	3,300	3,750	4,150
Skip capacity heaped	l	4,400	4,550	4,750	3,150	3,600	4,350	4,600	5,000
Skip capacity water volume	l	2,060	2,400	2,000	1,600	1,900	2,050	2,400	2,550
ENGINE									
UNIT									
Make/Model	-	Perkins 854F		Perkins 854F	Deutz TD 2.9		Deutz TD 2.9		Deutz TD 2.9
Design system	-	Water-cooled 4-cylinder turbo diesel		Water-cooled 4-cylinder turbo diesel	Water-cooled 4-cylinder turbo diesel		Water-cooled 4-cylinder turbo diesel		Water-cooled 4-cylinder turbo diesel
Output (ISO 3046/1)	kW/hp	55.4/75.3		55.4/75.3	55.4/75.3		55.4/75.3		55.4/75.3
Displacement	cm³	3,400		3,400	2,900		2,900		2,900
Operating speed	rpm	2,500		2,200	2,200		2,200		2,200
Emissions/exhaust level	-	Level 3b		Level 3b	Level 5		Level 5		Level 5
DRIVE CHARACTERISTICS									
UNIT									
Max. travel speed	km/h	30		30	28		30		30
Centre pivot angle	-	±29°		±28.5°	±29°		±28.3°		±28.3°
Oscillation	-	±11°		±11°	±11°		±11°		±11°
Turning radius, external	mm	6,550	6,800	6,800	5,900	6,400	6,600	6,600	6,600
Gradeability max.	%	50		50	55		50		50
DRIVE									
UNIT									
Drive	-	4WD Hydrostatic incl. ECO mode		4WD Hydrostatic including ECO mode	4WD Hydrostatic including ECO mode		4WD Hydrostatic including ECO mode		4WD Hydrostatic including ECO mode
Tires	-	500/60-22.5 tractor tread		500/60-22.5 tractor tread	405/70-20 tractor tread		500/60-22.5 tractor tread		500/60-22.5 tractor tread
HYDRAULIC SYSTEM									
UNIT									
Drive pump	-	Axial piston pump		Axial piston pump	Axial piston pump		Axial piston pump		Axial piston pump
Flow rate	l/min	152		152	123		123		123
Operating pressure	bar	450		450	500		500		500
Work pump	-	Gear pump		Gear pump	Gear pump		Gear pump		Gear pump
Flow rate	l/min	68		68	60.6		60.6		60.6
Operating pressure	bar	235		235	240		240		240
TANK CAPACITY									
UNIT									
Diesel tank	l	83		83	80		80		80
Hydraulic oil tank	l	60		60	60		60		60
NOISE EMISSIONS									
UNIT									
Sound power level (LWA) (as per 2000/14/EC)	dB(A)	101		101	101		101		101

DW15e

	UNIT	
Battery voltage	V	48
Rated capacity/output	Ah/kWh	300/14.4
Battery weight (± 5%)	kg	470
Charging time	h	8
Running time under hard long-time application	h	3.5
Running time of normal activities	h	6.5
Engine drive system	kW	6.5
Motor for the work hydraulics	kW	9

The Wacker Neuson product range includes over 300 different product series with different versions. The product data may vary accordingly depending on the selection of different options. Not all Wacker Neuson products listed or shown here are however available or allowed in all countries. The Wacker Neuson products shown are examples and as such are subject to changes. We would be happy to make you a specific offer upon request!

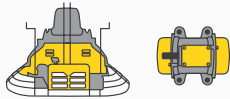
Reproduction only with the written approval of Wacker Neuson.

© Wacker Neuson SE

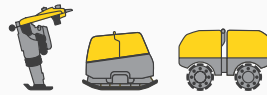


Your everyday working life is full of challenges. We have the right solutions and help you to be ahead of the competition. We offer everything you need for this purpose:
Wacker Neuson – all it takes!

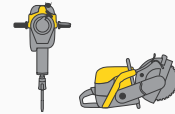
Products



Concrete technology



Compaction



Demolition technology



Excavator



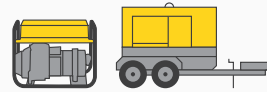
Wheel loader



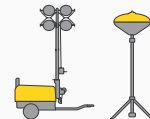
Telehandler



Dumper



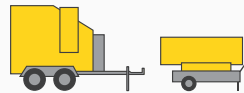
Power units



Lighting



Pumps



Heating



Used Equipment

Services



Financial Solutions

Uncomplicated, transparent and individual financing options for you.



Repair & Maintenance

Excellent and fast maintenance. Repairs using original spare parts.



Academy

We increase your knowledge in a practice-oriented manner and within an ideal learning environment.



EquipCare

Everything to do with the machine in an overview, via app or PC – EquipCare.



Rental

Protect your liquidity and rent top-maintained construction equipment as needed.



Concrete specialists

Our specialists advise you in all project stages.



eStore

Buy original spare parts online – for all Wacker Neuson product groups.

Spare parts



Every minute counts:

Within the shortest period of time, we deliver over 150,000 original Wacker Neuson spare parts to your construction site.

www.wackerneuson.com



WN.EMEA.10093.V04.EN-US