

# 730C

## Articulated Truck



### Engine

Engine Model – U.S. EPA Tier 4 Final/ EU Stage IV	Cat® C13 ACERT™	
Gross Power – SAE J1995	280 kW	375 hp
Net Power – SAE J1349	274 kW	367 hp
Net Power – ISO 14396	276 kW	370 hp

### Weights

Rated Payload	28 tonnes	31 tons
---------------	-----------	---------

### Body Capacities

Heaped SAE 2:1	17.5 m <sup>3</sup>	23 yd <sup>3</sup>
----------------	---------------------	--------------------



730C New Features

- Cat C13 ACERT engine meeting U.S. Environmental Protection Agency (EPA) Tier 4 Final/EU Stage IV engine emission standards.
- Cat CX 31 transmission
- Machine ground speed limiting function
- Cat engine compression brake
- Diesel Exhaust Fluid (DEF) Tank
- Advanced Productivity Electronics Control Strategy (APECS)
- Automatic Traction Control (ATC)
- Internal cab grab handles
- Park brake switch guard
- Improved storage
- Color Multi-Purpose Display (CMPD)
- External roof level work lights (optional)
- Machine width position lamps
- Motorized heated mirrors (optional)
- Increased body capacity
- New front and rear frames
- Larger fuel tank
- Machine Security System (MSS) ready

Contents

Engine .....	4
Transmission.....	6
Automatic Traction Control (ATC).....	7
Suspension and Brakes .....	8
Operator Comfort .....	9
Ease of Operation.....	10
Structures.....	12
Product Link™ .....	13
Serviceability .....	14
Customer Support.....	15
Safety .....	16
Sustainability .....	17
Specifications.....	18
Standard Equipment.....	24
Optional Equipment.....	25
Notes.....	26





**True “on-the-go” Automatic Traction Control (ATC).**


**Strong, durable Cat C13 ACERT engine platform with U.S. EPA Tier 4 Final/EU Stage IV engine emission solution.**

**Advanced Productivity Electronics Control Strategy (APECS) delivers a smooth shifting transmission, improving acceleration with higher productivity.**



# Engine

Optimized Performance, Proven Reliability



## Engine Technology

The Cat® C13 ACERT engine continues the evolutionary, incremental improvements that provide breakthrough engine technology built on systems and components developed by Caterpillar with proven reliability.

## Cat Clean Emissions Module (CEM)

The Cat CEM is an exhaust aftertreatment package consisting of a Diesel Particulate Filter (DPF), Selective Catalytic Reduction (SCR) catalyst, using a urea water solution (UWS), known as Diesel Exhaust Fluid (DEF), and control systems.

The CEM reduces both particulate and NO<sub>x</sub> emission using passive and active regeneration, dosing, burner and dosing/burner combinations during normal engine operation. All components are isolation mounted on a rigid supporting cradle for long service life in the most severe applications.

## Cat NO<sub>x</sub> Reduction System (NRS)

The Cat NO<sub>x</sub> Reduction System (NRS) captures and cools a small quantity of exhaust gas, then routes it into the combustion chamber where it drives down combustion temperatures and reduces NO<sub>x</sub> emissions.

## Fuel Delivery

Mechanically actuated Electronic Unit Injection (MEUI-C) multiple injection fuel delivery involves a high degree of precision. Precisely shaping the combustion cycle lowers combustion chamber temperatures, generating fewer emissions and optimizing fuel combustion. This translates into more work output for your fuel cost.

## Diesel Particulate Filter Regeneration

Regeneration is the removal of soot from the Diesel Particulate Filter (DPF). The Aftertreatment Regeneration Device (ARD) utilizes the Cat Regeneration System (CRS) to efficiently and automatically regenerate the DPF.

The DPF traps both particulates and ash; the ash is removed at regular service intervals.

## Modes of Regeneration

When set to automatic, regeneration will occur without any interaction from the operator. The three modes of regeneration shown below allow the articulated truck to adapt to specific site conditions in the most efficient manner.

**Automatic:** “On-the-go” regeneration is initiated when the engine control module determines conditions are acceptable.

The articulated truck is not required to stop working.


**Automatic:** Low idle regeneration is initiated when the machine is in a reduced operating mode for a predetermined period of time, and a number of conditions are met.

The system is designed so that the operator can interrupt regeneration at any time.

**Manual:** A manual regeneration is initiated by pressing the regeneration switch for five seconds. The machine must be brought to a non-operating mode in order to perform a manual regeneration.

## Engine Compression Brake

The Cat C13 ACERT engine compression brake improves retarding response and increases retarding power.



# Transmission

## Class Leading Transmission Technology

### Electronic Transmission

The Cat CX31 six-speed forward one-speed reverse Electronic Clutch Pressure Controlled (ECPC) transmission featuring Advanced Productivity Electronics Control Strategy (APECS) delivers smooth shifting with strong acceleration and high productivity.

The Cat C13 ACERT engine coupled with the CX31 transmission deliver increased forward and reverses rimpull. Featuring:

- A speed hold/limiting function allows the machine speed to be limited in one km/h or one mph steps to conform to site speed restrictions.
- Critical gearshifts maintain direct drive lock-up, and eliminate dropping into converter drive. This maintains ground speed during shifts on grades.
- The transmission automatically modifies shift points to best suit operating conditions.
- Retarding levels are automatically reduced on lesser grades in lower gears.


### Torque Converter

A large diameter torque converter, configured for off highway applications, allows the engine power to be transmitted more efficiently to the lower power train.



# Automatic Traction Control (ATC)

## The Most Advanced Traction Control System



### **Automatic Traction Control (ATC)**

Fully Automatic Traction Control (ATC), with Inter-Axle-Differential lock (IAD) and Cross-Axle-Differential locks (XAD) feature oil immersed clutches that require no operator input. Operation is seamless and smooth, eliminating wheel slip for maximum traction.

Sensors monitor the machine and wheel speeds, enabling instant response in low traction conditions.

Fully automatic, independent, IAD and XAD clutches are engaged on-the-go to optimize machine performance and control in all conditions. Clutches are automatically disengaged when ground conditions dictate, maximizing efficiency when steering or on uneven ground.

Clutches are engaged proportionally, from 0% to 100%, as ground conditions dictate.

ATC eliminates wheel spin in soft underfoot ground conditions or on slippery grades. It also reduces tire and driveline abuse caused by improper manual operation of the differential clutches.

The ATC allows 'true' 6×6 drive with proportionally open differentials for best power efficiency.

# Suspension and Brakes

## Performance and Comfort

### Front Suspension

The three-point front suspension oscillates  $\pm 6^\circ$  to provide a smooth ride, allowing the operator to travel at speed over rough terrain. It softens impact loads on structures and components using an oscillating A-frame with a lateral tie rod to control axle sideways movement. Large bore, low-pressure cylinders are purpose designed for tough applications and offer a soft, smooth ride.

### Rear Suspension

The rear suspension features a walking beam geometry with Caterpillar designed, long life, rear suspension mounts, which provide a reliable and stable ride for excellent load retention.

### Mounting Points


Suspension mounting points are integrated into the axle housing, increasing reliability.

### Service Brakes

Dual-circuit, all wheel braking system. Full power hydraulic system actuates self-cleaning caliper disc brakes with independent front and rear circuits and accumulators.

### Parking Brake

Fitted to the center axle in an elevated position, spring applied and hydraulically released.







# Operator Comfort

## Improved Productivity from a Confident Operator

### Ride Comfort

The three-point front suspension with its oscillating axle and low-pressure ride struts, combined with the center-mounted cab, offer unrivaled levels of ride comfort for the operator in all driving conditions.

The operator remains comfortable and productive throughout the day.

### Spacious Two-Person Cab

The 730C features a large two-person cab, offering comfortable working space for both the operator and passenger with large storage compartments. The 725C, 730C EJ, 735B, 740B and 740B EJ articulated trucks use the same spacious cab design.

### Air Suspension Seat

The air suspension seat enhances operator comfort with a cushioned upper high back, adjustable damping with three settings, ride zone indicator and adjustable lumbar settings. It is fully adjustable to provide the optimal driving position.

### Passenger Seat

Full-size passenger seat features a fully padded seat with a backrest and a wide, retractable seat belt for a secure and comfortable ride. The passenger seat is positioned next to the operator seat, giving both the operator and passenger a clear view of the instrument panel, controls and the road.

### Steering Column

A comfortable driving position is provided by a telescopic and tilt adjustable steering column.

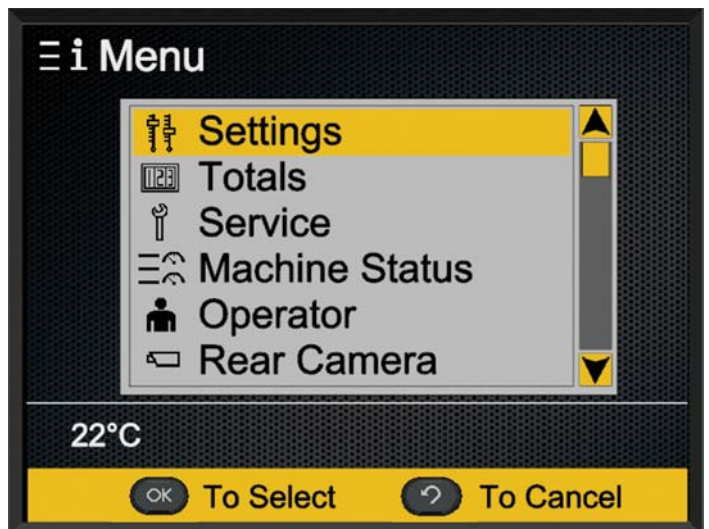
# Ease of Operation

Designed around the Operator



## Ergonomic Layout

The controls and layout of the cab are designed to make operation as easy as your car. Quick, easy to read and simple to operate, the controls and gauges on the 730C allow the operator to concentrate on production.





## **Dash**

The integrated wrap-around dash puts all controls within easy reach of the operator. Featuring LED illuminated rocker switches for the dash dimmer, rear wash wiper, hazard warning, head lamp, work lamp, heated mirrors (optional), secondary steer, heated seat (optional), machine security system (optional), A/C and cigar lighter. The Color Multi-Purpose Display (CMPD) unit incorporates the messenger and rear camera display. The cab provides an automotive feel with the industrial strength you would expect from Caterpillar.

## **Color Multi-Purpose Display (CMPD)**

The cab features a multi-screen display unit showing various levels of machine warning categories, performance and condition pages, including: Performance, Settings, Totals, Service, Machine Status, Operator, and Rearview Camera.

## **Warning Categories**

The monitoring system provides four warning categories.

- The first warning category requires only operator awareness.
  - The second warning category requires a change in machine operation or maintenance to the system.
  - The third warning category requires an immediate change of the machine operation.
  - The fourth category requires the operator to immediately stop the machine.
- The fourth category also requires the operator to immediately shut down the engine.

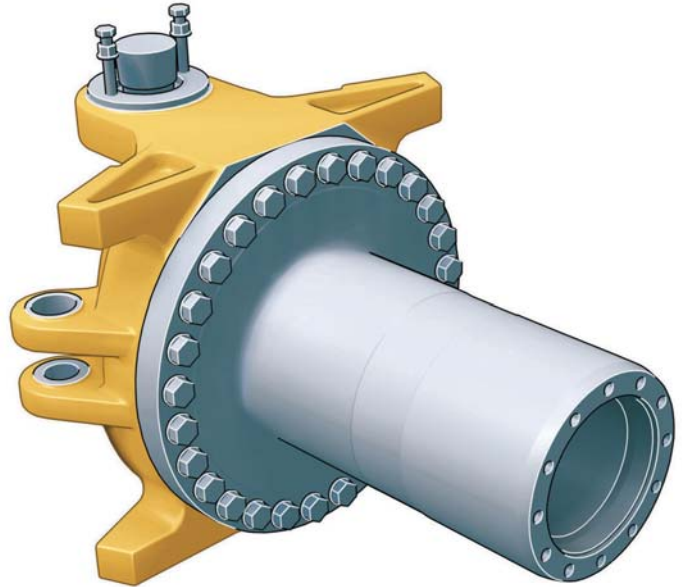

## **Viewing Area**

The low sloping hood and placement of the cooling package behind the cab give the operator excellent all-around visibility. The large glass area and central operator position also provide excellent visibility.

## **Transmission and Hoist Levers**

The transmission lever offers excellent comfort and control for transmission selection, hold and neutral lock.

The hoist lever provides easy, comfortable operation.



# Structures

## Proven Durability and Reliability

### Front Frame

The front frame design features a large box section and wide, stiff frame beams to handle torque loads. The divergent frame design decreases stress in the hitch area and optimizes suspension geometry. The frame design makes maximum use of robotic welding for increased durability.

### Rear Frame

The four plate box constructed rear frame minimizes stress concentrations and provides low weight with long service life.

### Dump Body

Extensive use of 450 Brinell hardened steel provides excellent impact and wear resistance. Body top rail design reduces material spillage at the loading area.

Diverging flow construction gives clean load ejection which maximizes production and avoids the waste of material carry back.

### Suspension

The three-point oscillating axle front suspension provides unparalleled ride quality. It also protects the truck from adverse road conditions by absorbing shock loads that would reach the frame.

### Articulating/Oscillating Hitch

The articulating hitch provides the truck with steering articulation, and the oscillation ensures all-wheel ground contact in rough terrain.

### Hitch Construction

The two-piece construction of the hitch features a durable cast steel head bolted to a hard wearing forged steel tube.





# Product Link

## User Friendly Secure Application

### Cat Product Link\*

Cat Product Link allows remote monitoring of the Articulated Truck to improve overall fleet-management effectiveness. Product Link is deeply integrated into machine systems. Events and diagnostic codes, as well as hours, fuel, idle time and other detailed information are transmitted to a secure web based application, VisionLink®. VisionLink includes powerful tools to convey information to users and dealers, including mapping, working/idle time, fuel level and more.

*\*Product Link licensing not available in all areas.  
Please consult your Cat dealer for availability.*

### Key Points

- See your entire fleet at a glance
- Monitor fuel usage
- Set up site boundaries and security alerts
- Click through to your Cat dealer for service and parts
- Customize the alerts and displays that matter to you
- Compare working time versus idle time
- Reduce owning and operating costs
- Get the right information to the right people at the right time
- Vital Information Maintenance System (VIMS™) upgrades available
- Robust new hardware
- Remarkably intuitive web-based interface
- Satellite and cellular coverage
- Open-system design for mixed-fleet use



# Serviceability

## Maximum Uptime and Reduced Costs

### Long Service Intervals

Long engine oil change and hydraulic oil change intervals lower maintenance costs and downtime. Wheel-bearing adjustment is completely eliminated.

### Lube Points

Lube points are grouped at the rear of the front frame and the front of the rear frame. Universal joints are lubed for life, eliminating servicing. Autolube is optional.

### Service Points

Mounted on the left side of the engine under the electrically raised hood:

- Engine dipstick and fill cap
- Transmission dipstick and fill cap
- Air, fuel water separator and fuel filters
- Electrically operated fuel-priming pump
- Coolant level indicator and fill cap are outside the cab

### Electrical Service Center

Located inside the cab, this service center provides a power port, diagnostic connector and Cat Data Link connector.

### Cat Data Link Connector

The Cat Data Link connector provides a plug-in using a laptop computer with Electronic Technician (ET) software.

### Service Access

The cab tilts to the side to provide easy access underneath, which simplifies access to the transmission, drive shafts and hydraulic pumps. Machine electrical and hydraulic interfaces are located on the right side of the cab, behind a removable cab body panel for easy access.







## Customer Support

Complete Peace of Mind

### Selection

Make comparisons of the machines you are considering before you buy. Your Cat dealer can help.

### Purchase

Consider the resale value; compare productivity and day-to-day operating costs and fuel consumption.

### Operation

For the best operating techniques to increase productivity and your profit, contact your Cat dealer for the latest training literature and trained staff.

### Maintenance

Repair option programs guarantee the cost of repairs up front. Diagnostic programs such as S•O•S<sup>SM</sup> and Technical Analysis help you avoid unscheduled repairs.

### Replacement

Repair or rebuild? Your Cat dealer can help you evaluate the costs so you can make the right choice.

### Product Support

Your local Cat dealership will be with you every step of the way with its unsurpassed worldwide parts support, trained technicians and customer support agreements.

### cat.com

For more complete information on Cat products, dealer services and industry solutions, visit us on the Web at [www.cat.com](http://www.cat.com).

# Safety

## Safety at the Forefront of Design

### Product Safety

Caterpillar has been and continues to be proactive in developing machines that meet or exceed safety standards. Safety is an integral part of all machines and system designs.

### Safety Features

- Cab integral ROPS (Roll Over Protection System) and FOPS (Falling Object Protection System)
- Rearview camera system provides a continuous panoramic rearview or when reverse gear is selected
- The secondary and parking brake functions are spring applied and hydraulic released
- Electro-hydraulic secondary steering system automatically activates in forward/reverse or when stationary if low pressure is sensed. Can be manually selected for machine recovery purposes.
- External engine fuel cut off switch for easy access from outside of the machine
- External electrical system disconnect switch for easy access from outside of the machine
- Slip resistant surfaces – punched steel plate
- 75 mm (3 in) wide seat belts for operator/trainer and passenger
- Wide angled mirrors for excellent rear visibility
- Sweeping hood design for panoramic forward visibility
- Extensive handrails
- Body raised alarm
- Heated mirrors (optional)
- LED-flashing beacon (optional)
- LED width position marker lights for easier night time working
- Operator selectable machine speed limiting function





# Sustainability

Making Sustainable Progress Possible

The 730C is designed to maximize efficiency and productivity while conserving natural resources.

## Air Quality

The Cat C13 ACERT engine incorporating the Cat Clean Emission Module (CEM) meets U.S. EPA Tier 4 Final/EU Stage IV emission requirements.

The Cat C13 ACERT engine has the flexibility of running on either ultra-low-sulphur diesel (ULSD) fuel or bio-diesel up to B20 blended with ULSD. All fuels must have no more than 15 ppm sulphur.

## Recycle Waste

The Caterpillar Design, Manufacturing, Assembly and Test site at Peterlee in England recycle 98% of all waste produced with zero waste to landfill.

The 730C is manufactured to be rebuilt and remanufactured to reduce waste and replacement costs.

The 730C is an efficient, productive machine that is designed to conserve our natural resources for generations ahead.



# 730C Articulated Truck Specifications

## Engine

Engine Model	Cat C13	
Gross Power – SAE J1995	280 kW	375 hp
Net Power – SAE J1349	274 kW	367 hp
Net Power – ISO 14396	276 kW	370 hp
Bore	130 mm	5.12 in
Stroke	157 mm	6.18 in
Displacement	12.5 L	763 in <sup>3</sup>

- The power ratings apply at rated speed of 1,800 rpm when tested under the conditions for the specified standard.
- The net power advertised is the power available at the flywheel when the engine is equipped with alternator, air cleaner, muffler and fan at minimum speed.
- Net power when the fan is at maximum speed is 254 kW (341 hp) per the SAE reference conditions.
- The 730C meets U.S. EPA Tier 4 Final/EU Stage IV emission specifications for the U.S. and Europe.

No Engine De-rating Required Below	3810 m	12,500 ft
Peak Engine Torque Gross (SAE J1995)	2141 N·m	1,579 lbf·ft
Peak Engine Torque Net (ISO 14396)	2120 N·m	1,564 lbf·ft
Peak Engine Torque Speed	1,200 rpm	

## Weights

Rated Payload	28 tonnes	31 tons
---------------	-----------	---------

## Body Capacities

Heaped SAE 2:1	17.5 m <sup>3</sup>	23 yd <sup>3</sup>
Struck	13.3 m <sup>3</sup>	17.4 yd <sup>3</sup>
Tailgate Heaped SAE 2:1	18.8 m <sup>3</sup>	24.6 yd <sup>3</sup>
Tailgate Struck	13.9 m <sup>3</sup>	18.2 yd <sup>3</sup>

## Transmission

Forward 1	8 km/h	5 mph
Forward 2	15 km/h	9 mph
Forward 3	22 km/h	14 mph
Forward 4	34 km/h	21 mph
Forward 5	47 km/h	29 mph
Forward 6	55 km/h	34 mph
Reverse 1	9 km/h	6 mph

## Sound Levels

Interior Cab	76 dB(A)
--------------	----------

- The operator sound exposure Leq (equivalent sound pressure level) measured according to the work cycle procedures specified in ANSI/SAE J1166 OCT 98 is 76 dB(A), for the cab offered by Caterpillar, when properly installed and maintained and tested with the doors and windows closed.
- Hearing protection may be needed when operating with an open operator station and cab (when not properly maintained or doors/windows open) for extended periods or in noisy environments.

# 730C Articulated Truck Specifications

## Operating Weights

Front Axle – Empty	15 010 kg	33,091 lb
Center Axle – Empty	4710 kg	10,384 lb
Rear Axle – Empty	4380 kg	9,656 lb
Total – Empty	24 100 kg	53,131 lb
Front Axle – Rated Load	3280 kg	7,231 lb
Center Axle – Rated Load	12 360 kg	27,249 lb
Rear Axle – Rated Load	12 360 kg	27,249 lb
Total – Rated Load	28 000 kg	61,729 lb
Front Axle – Loaded	18 290 kg	40,322 lb
Center Axle – Loaded	17 070 kg	37,633 lb
Rear Axle – Loaded	16 740 kg	36,905 lb
Total – Loaded	52 100 kg	114,860 lb

## Body Plate

High Strength Brinell HB450 Wear Resistant Steel

## Service Refill Capacities

Fuel Tank	412 L	108.8 gal
DEF Tank ISO 22241-1	20 L	5.3 gal
Cooling System	83 L	21.9 gal
Hydraulic System	110 L	29.1 gal
Engine Crankcase	40 L	10.5 gal
Transmission	35 L	9.2 gal
Final Drives/Differential	135 L	35.7 gal
Output Transfer Gear Box	24 L	6.3 gal

## Body Hoist

Raise Time	12 Seconds
Lower Time	8 Seconds

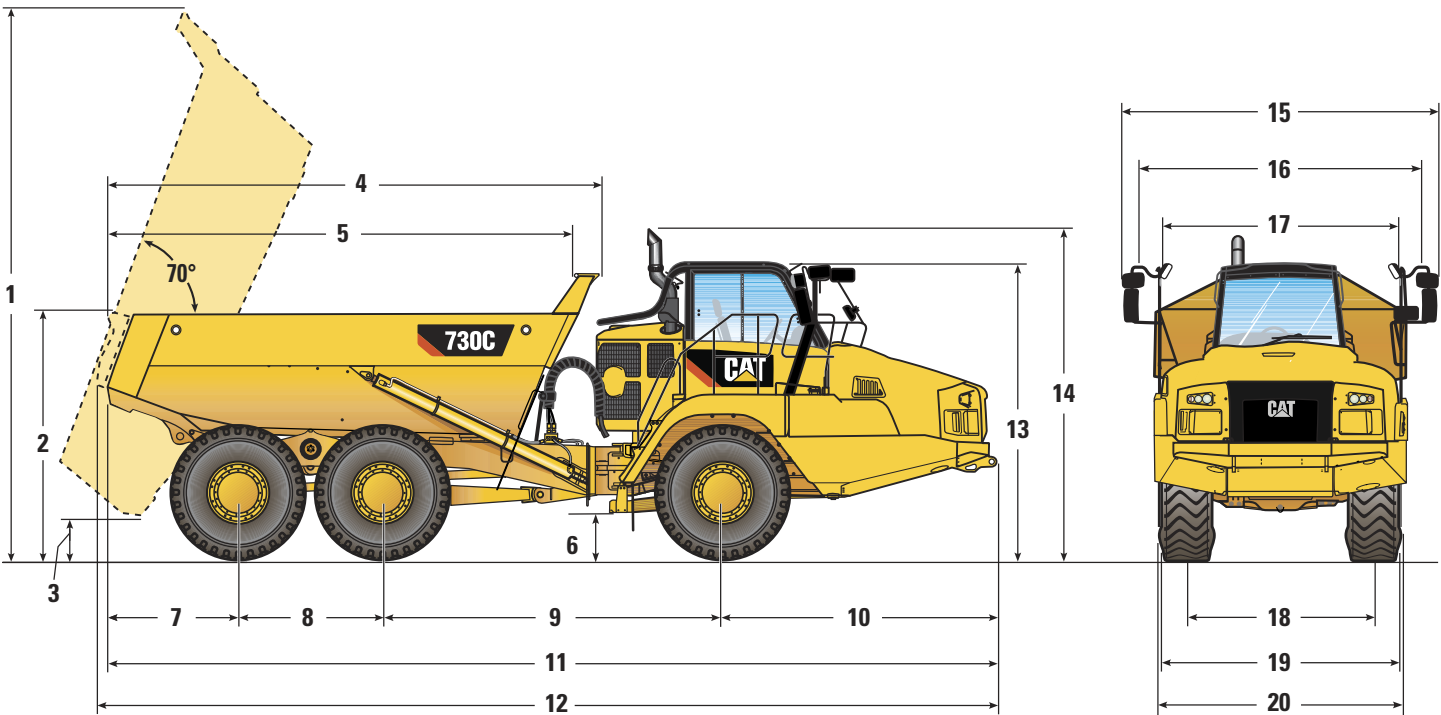
## Standards

Brakes	ISO 3450 – 2011
Cab/FOPS	ISO 3449 Level II – 2005
Cab/ROPS	ISO 3471 – 2008
Steering	ISO 5010 – 2007

# 730C Articulated Truck Specifications

## Dimensions

All dimensions are approximate.



	mm	ft/in
1	6464	21'3"
2	2911	9'7"
3	559	1'10"
4	5783	19'0"
5*	5411	17'9"
6	543	1'9"
7	1556	5'1"
8	1700	5'7"
9	3979	13'1"
10	3210	10'6"

	mm	ft/in
11	10 445	34'3"
12**	10 555	34'8"
13	3482	11'5"
14	3779	12'5"
15	3704	12'2"
16**	3268	10'9"
17	2902	9'6"
18	2275	7'6"
19***	2877	9'5"
20****	2950	9'8"

\*Inside of body  
\*\*With tailgate  
\*\*\*Over free width of tire  
\*\*\*\*Over fender



# 730C Articulated Truck Specifications

## Turning Circle

Dimensions are for machines equipped with 23.5R25 tires.

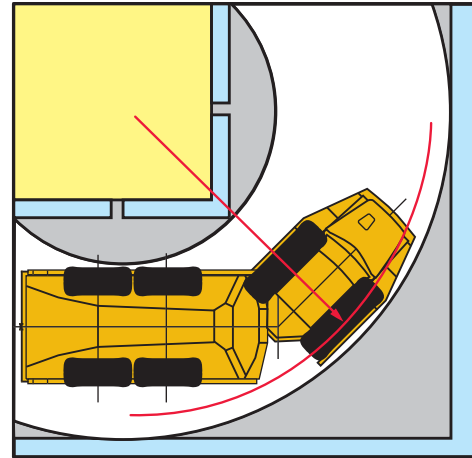
### Turning Dimensions

Steer angle – left/right	45°	
SAE turning radius	7470 mm	294 in
Clearance radius	8075 mm	318 in
Inside radius	3879 mm	153 in
Aisle width	5332 mm	210 in

## Steering

Lock to Lock

4.75 seconds @ 60 rpm



## Optimal Loader/Truck Pass Matching

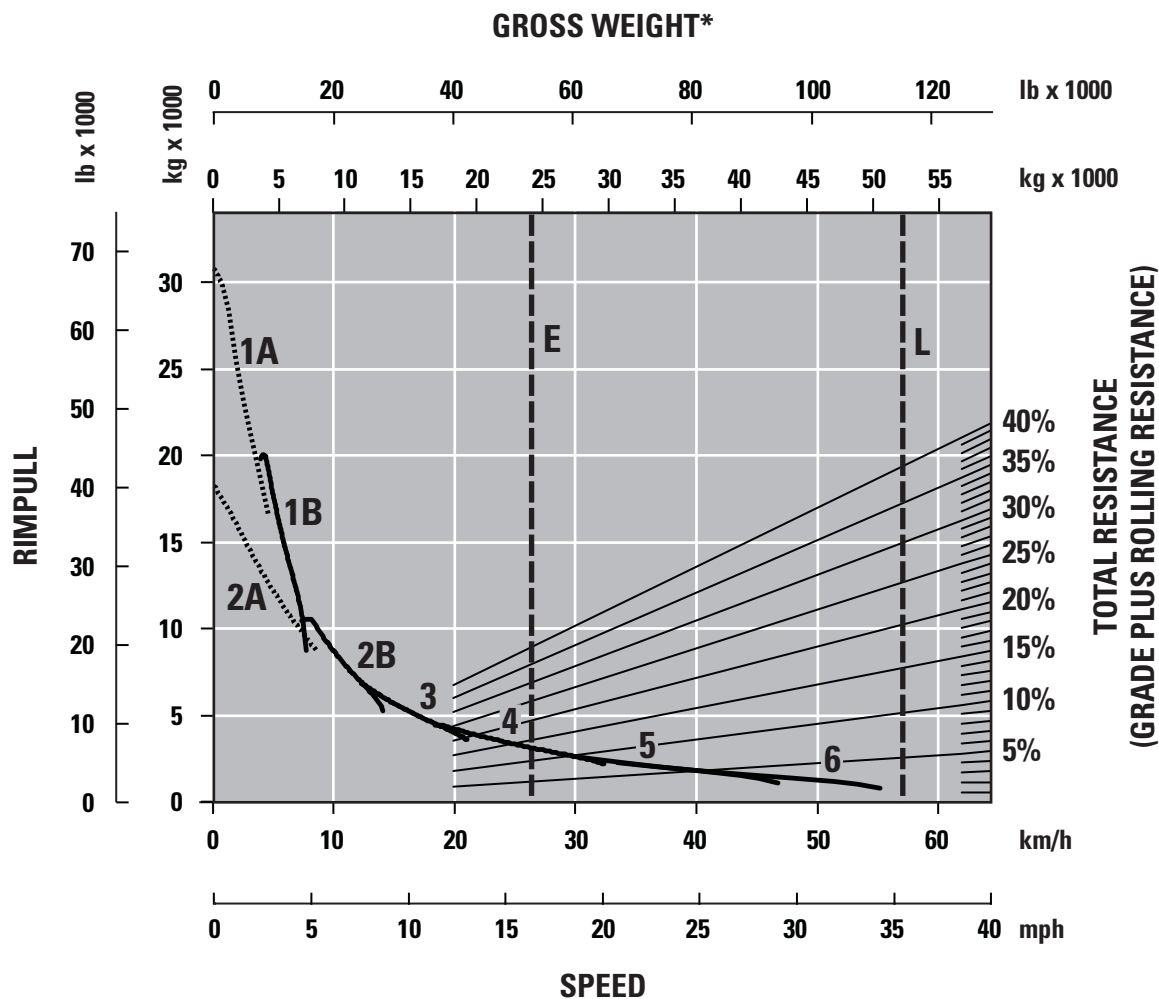
Hydraulic Excavators	349E		336E	
Passes	4-5		5-6	
Wheel Loaders	972K	966K XE	962K	950K
Passes	3-4	4	4-5	5

An optimum system match gives you a major productivity advantage. The 730C is an excellent match for the Cat 349E and 336E Hydraulic Excavators; and Cat 972K, 966K XE, 962K and 950K Wheel Loaders. This results in increased production and lower system costs per unit of volume moved.

# 730C Articulated Truck Specifications

## Gradeability/Speed/Rimpull

To determine performance, read from Gross Weight down to % Total Resistance. Total Resistance equals actual % grade plus 1% for each 10 kg/metric ton (20 lb/ton) of Rolling Resistance. From this point, read horizontally to the curve with the highest attainable speed range. Then, go down to Maximum Speed. Usable Rimpull depends on traction available.



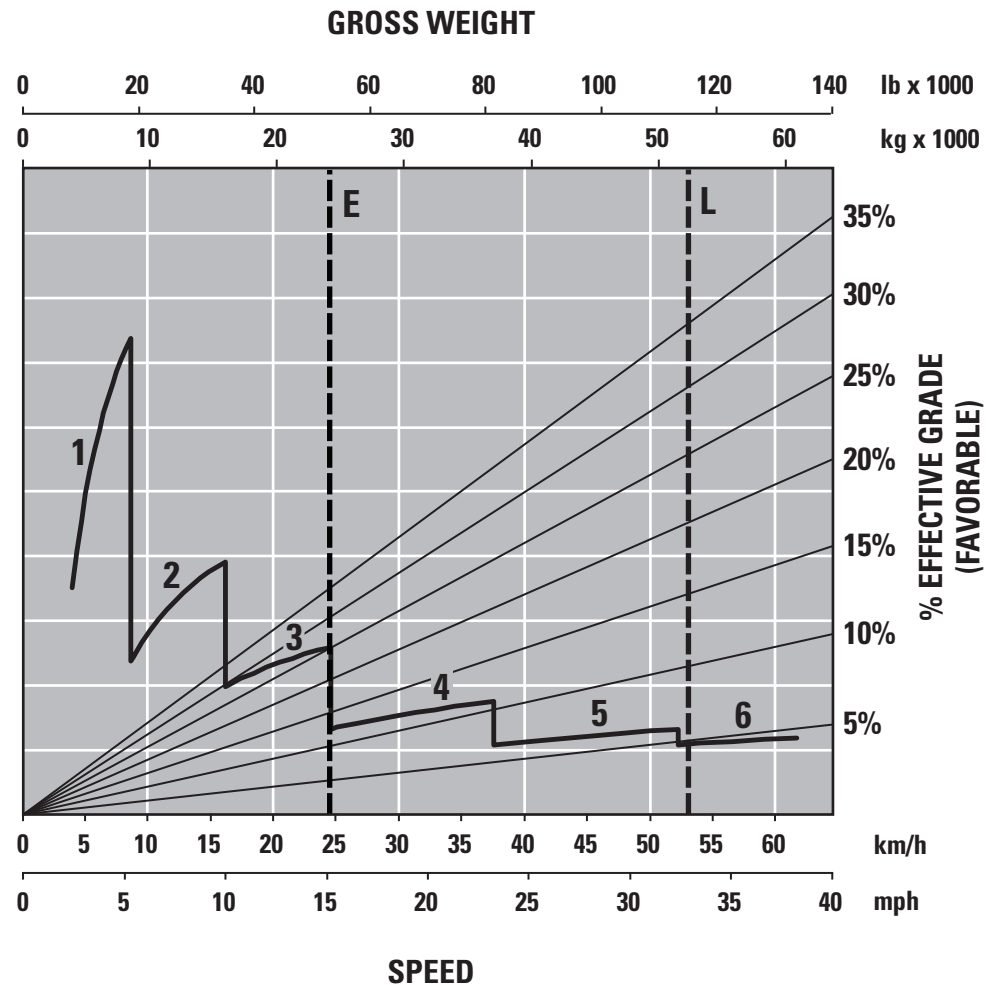
- 1A – 1st Gear (Converter Drive)
- 1B – 1st Gear (Direct Drive)
- 2A – 2nd Gear (Converter Drive)
- 2B – 2nd Gear (Direct Drive)
- 3 – 3rd Gear
- 4 – 4th Gear
- 5 – 5th Gear
- 6 – 6th Gear

- E – Empty 24 100 kg (53,131 lb)
- L – Loaded 52 100 kg (114,860 lb)
- \* at sea level

# 730C Articulated Truck Specifications

## Retarding Performance

To determine performance, read from Gross Weight down to % Effective Grade. Effective Grade equals actual % favorable grade plus 1% for each 10 kg/metric ton (20 lb/ton) of Rolling Resistance. From this point, read horizontally to the curve with the highest attainable speed range. Then, go down to Maximum Speed. Retarding effect on these curves represents full application of the retarder.



- 1 – 1st Gear
- 2 – 2nd Gear
- 3 – 3rd Gear
- 4 – 4th Gear
- 5 – 5th Gear
- 6 – 6th Gear

- E – Empty 24 100 kg (53,131 lb)
- L – Loaded 52 100 kg (114,860 lb)



# 730C Standard Equipment

## Standard Equipment

Standard equipment may vary. Consult your Cat dealer for details.

- Air conditioning with R134A refrigerant
- Air vents, adjustable
- Auto shift six-speed forward and one reverse, transmission
- Back up alarm
- Body, adapted for exhaust heat
- Cat C13 ACERT engine with Advanced Combustion Emissions Reduction Technology
- Cat rearview camera
- Cat Clean Emission Module (CEM) and exhaust aftertreatment package
- Color Multi-Purpose Display (CMPD) incorporating the cycle counter and rearview camera screen
- CD/Radio, heavy duty, ready
- Differentials, standard with automatic clutched cross-axle differential locks for all axles
- Dual circuit caliper disc brakes – all wheels
- Electrical system, 24 volt, 5A 24- to 12-volt converter
- Electro hydraulic hoist control
- Glass windows
  - laminated and tinted-front
  - toughened and tinted-sides and rear
- Ground Speed Limiting Function
- Guards: rear window, radiator, crankcase and axle
- Headlights
- Heater and defroster with four-speed fan
- Horn, electric
- Lights: cab interior, front, width marker, side, rear, two reversing/work lights, two stop/tail lights, front and rear direction indicators
- Mirrors, main and auxiliary, left and right
- Mud flaps, wheel arch and body mounted with transportation tiebacks
- Product Link PL 522 (U.S./Canada/Europe/Turkey/Australia/New Zealand)
- Retarder: engine compression brake
- ROPS/FOPS cab, Machine Operation Monitoring System includes
  - Action lamp, engine oil pressure, primary steering system, left turn signal, high beam, coolant temperature, tachometer, parking brake, fuel level, right turn signal, transmission oil temperature, brake system, transmission hold, hoist control, hydraulic system, charging system, retarder, transmission fault, traction control system, check engine lamp
- Machine serial number prefixes TFB, TFF and TFH only
  - Diesel Exhaust Fluid (DEF) level, emission malfunction lamp, regeneration active, Diesel Particulate Filter (DPF), regeneration disabled
- Liquid Crystal Display (LCD)
  - Alert indicator, selected gear and direction, speed or auto shift, review Operation and Maintenance Manual (OMM), primary steering failure, secondary steering failure, DPF regeneration filter (machine serial number prefixes TFB, TFF and TFH only), Machine Security System (MSS), secondary steering energy source engaged, hour meter and retarder active
- Seat, fully adjustable, air suspension
- Seat, padded companion/trainer
- Secondary steering – electronic
- S•O•S sampling valves
- Spill guard, front, integral part of fabricated body
- Starting receptacle, electric, remote
- Storage: cup holder, flask receptacle, under seat storage, door pocket, behind seat storage, coat hook
- Sun visor
- Three axle, six-wheel drive
- Tilt and telescopic steering wheel
- Tires, six 23.5R25, radial
- Tow pin, rear
- Two seat belts, operator's retractable
- Vandalism protection: lockable caps for fuel tank and hydraulic oil tank
- Windows opening side, tinted
- Windshield wiper and washer, two speed, intermittent (front)

### Optional Equipment

Optional equipment may vary. Consult your Cat dealer for details.

- Auto lube installation for automatic greasing of bearings
- Body liners
- CD/Radio, heavy duty with auxiliary input
- Cold weather coolant  $-51^{\circ}\text{C}$  ( $-60^{\circ}\text{F}$ )
- Cold weather start attachment
- Engine block heater
- Ether Start
- Exhaust heated body
- Fast fuel fill
- Flashing LED beacon
- Fuel additive-anti-waxing
- Heated seat
- Heated rearview motorized mirrors
- Machine Security System (MSS)
- Product Link PL 321, PL 523 (where available)
- Roof mounted, HID, work lights
- Tailgate
  - Scissor-type
- Tires, six 750/65
- Windshield wiper and washer, two speed (rear)







For more complete information on Cat products, dealer services, and industry solutions, visit us on the web at [www.cat.com](http://www.cat.com)

AEHQ6918-02 (01-2014)  
Replaces AEHQ6918-01

© 2014 Caterpillar  
All rights reserved

Materials and specifications are subject to change without notice. Featured machines in photos may include additional equipment. See your Cat dealer for available options.

CAT, CATERPILLAR, SAFETY.CAT.COM, their respective logos, "Caterpillar Yellow" and the "Power Edge" trade dress, as well as corporate and product identity used herein, are trademarks of Caterpillar and may not be used without permission.

VisionLink is a trademark of Trimble Navigation Limited, registered in the United States and in other countries.

