

ZAXIS-7 series

HITACHI

Reliable solutions

ZAXIS135/150/155W



WHEELED EXCAVATOR

Model code : ZX135W-7

Engine rated power : 105 kW (ISO 14396) /
100 kW (ISO 9249)

Operating weight : 14 500 – 15 900 kg

Bucket ISO heaped : 0.19 – 0.66 m³

Model code : ZX150W-7

Engine rated power : 105 kW (ISO 14396) /
100 kW (ISO 9249)

Operating weight : 15 300 – 17 200 kg

Bucket ISO heaped : 0.19 – 0.66 m³

Model code : ZX155W-7

Engine rated power : 105 kW (ISO 14396) /
100 kW (ISO 9249)

Operating weight : 16 200 – 17 600 kg

Bucket ISO heaped : 0.19 – 0.66 m³

SPECIFICATIONS

ENGINE

ZX135W-7

Model	DEUTZ TCD4.1L4
Type	4-cycle water-cooled, common rail direct injection
Aspiration	Turbocharged with waste gate, intercooled, cooled EGR
Aftertreatment	DOC+DPF+SCR system
No. of cylinders	4
Rated power	
ISO 14396 : 2002	105 kW at 2 000 min ⁻¹
ISO 9249 : 2007	100 kW at 2 000 min ⁻¹
Maximum torque	550 Nm at 1 600 min ⁻¹
Piston displacement	4.038 L
Bore and stroke	101 mm x 126 mm
Batteries	2 x 12 V / 74 Ah

ZX150W-7

Model	DEUTZ TCD4.1L4
Type	4-cycle water-cooled, common rail direct injection
Aspiration	Turbocharged with waste gate, intercooled, cooled EGR
Aftertreatment	DOC+DPF+SCR system
No. of cylinders	4
Rated power	
ISO 14396 : 2002	105 kW at 2 000 min ⁻¹
ISO 9249 : 2007	100 kW at 2 000 min ⁻¹
Maximum torque	550 Nm at 1 600 min ⁻¹
Piston displacement	4.038 L
Bore and stroke	101 mm x 126 mm
Batteries	2 x 12 V / 93 Ah

ZX155W-7

Model	DEUTZ TCD4.1L4
Type	4-cycle water-cooled, common rail direct injection
Aspiration	Turbocharged with waste gate, intercooled, cooled EGR
Aftertreatment	DOC+DPF+SCR system
No. of cylinders	4
Rated power	
ISO 14396 : 2002	105 kW at 2 000 min ⁻¹
ISO 9249 : 2007	100 kW at 2 000 min ⁻¹
Maximum torque	550 Nm at 1 600 min ⁻¹
Piston displacement	4.038 L
Bore and stroke	101 mm x 126 mm
Batteries	2 x 12 V / 93 Ah

HYDRAULIC SYSTEM

Hydraulic Pumps

Main pumps	2 variable displacement axial piston pumps
Maximum oil flow	2 x 117 L/min
Pilot pump	1 gear pump
Maximum oil flow	23.4 L/min
Steering pump	1 gear pump
Maximum oil flow	22.8 L/min

Hydraulic Motors

Travel	1 variable displacement axial piston motor
Swing	1 axial piston motor

Relief Valve Settings

Implement circuit	34.3 MPa
Swing circuit	33.4 MPa
Travel circuit	35.3 MPa
Pilot circuit	4.0 MPa
Power boost	36.3 MPa

Hydraulic Cylinders

ZX135W-7

Unit: mm

	Quantity	Bore	Rod diameter
Boom (2-Piece boom)	2	105	75
Arm	1	105	75
Bucket	1	95	65
Positioning (2-Piece boom)	1	135	90

ZX150W-7

Unit: mm

	Quantity	Bore	Rod diameter
Boom (Monoblock boom)	2	105	70
Boom (2-Piece boom)	2	105	75
Arm	1	115	80
Bucket	1	100	70
Positioning (2-Piece boom)	1	145	90

ZX155W-7

Unit: mm

	Quantity	Bore	Rod diameter
Boom (2-Piece boom)	2	105	75
Arm	1	115	80
Bucket	1	100	70
Positioning (2-Piece boom)	1	145	90

UPPERSTRUCTURE

Revolving Frame

D-section frame for resistance to deformation.

Swing Device

Axial piston motor with planetary reduction gear is bathed in oil. Swing circle is singlerow. Swing parking brake is spring-set/hydraulic-released disc type.

ZX135W-7

Swing speed 9.8 min⁻¹
Swing torque 30.6 kNm

ZX150W-7

Swing speed 11.9 min⁻¹
Swing torque 33 kNm

ZX155W-7

Swing speed 11.9 min⁻¹
Swing torque 33 kNm

Operator's Cab

Independent spacious cab, 1 035 mm wide by 1 675 mm high, conforming to ISO* Standards.

* International Organization for Standardization

UNDERCARRIAGE

Wheeled type undercarriage. The frame is of welded, stress-relieved structure.

Drive system: 2 speed power shift transmission and variable displacement axial piston type travel motor.

Travel Speed (forward and reverse)

Max. travel speed High : 35 km/h
Low : 8.8 km/h
Creeper : 2.2 km/h

Maximum traction force ... 102 kN

Gradeability 70% (35 degree) continuous

Min. turning radius 6 800 mm

Axle:

All-wheel drive.

The front axle can be locked hydraulically in any position.

Oscillating Front Axle ... ± 9°

Brakes system:

Maintenance free wet-disc brakes on axle are standard.

Fully hydraulic service brake system

ENVIRONMENT

Engine Emissions

EU Stage V

Sounds Level

ZX135W-7

Sound level in cab according to ISO 6396 : 2008 LpA 72 dB(A)

External sound level according to ISO 6395 : 2008 and

EU Directive 2000/14/EC LwA 101 dB(A)

ZX150W-7

Sound level in cab according to ISO 6396 : 2008 LpA 72 dB(A)

External sound level according to ISO 6395 : 2008 and

EU Directive 2000/14/EC LwA 100 dB(A)

ZX155W-7

Sound level in cab according to ISO 6396 : 2008 LpA 71 dB(A)

External sound level according to ISO 6395 : 2008 and

EU Directive 2000/14/EC LwA 100 dB(A)

Air Conditioning System

The air conditioning system contains fluorinated greenhouse gases.

Refrigerant type: HFC-134a, GWP: 1430, Amount: 0.75 kg, CO₂e: 1.07 ton.

SERVICE REFILL CAPACITIES

Unit: L

	ZX135W-7	ZX150W-7	ZX155W-7
Fuel tank	220.0	250.0	250.0
Engine coolant	22.7	22.7	22.7
Engine oil	14.0	14.0	14.0
Swing device	3.2	3.2	3.2
Transmission	2.5	2.5	2.5
Hydraulic system	190.0	200.0	200.0
Hydraulic oil tank	79.0	88.0	88.0
DEF/AdBlue® tank	26.0	26.0	26.0
Front differential gear (STD axle)	9.1	9.1	9.1
Rear differential gear (STD axle)	11.8	11.8	11.8
Hub reduction gear			
Front axle (STD axle)	2 x 2.5	2 x 2.5	2 x 2.5
Rear axle (STD axle)	2 x 2.5	2 x 2.5	2 x 2.5

SPECIFICATIONS

WEIGHTS

Operating Weight

Arm length	Stabilization	ZX135W-7	
		2-Piece	
		kg	
1.96 m	Rear blade	14 500	
	Rear outrigger	14 700	
	Outrigger and blade	15 500	
	Front and rear outrigger	15 800	
2.26 m	Rear blade	14 500	
	Rear outrigger	14 800	
	Outrigger and blade	15 600	
	Front and rear outrigger	15 900	

Including 0.45 m³ (ISO 7451 : 2007 heaped), bucket weight (390 kg) and counterweight (2 150 kg).

Arm length	Stabilization	ZX150W-7	
		Monoblock	2-Piece
		kg	kg
2.10 m	Rear blade	15 300	15 800
	Rear outrigger	15 600	16 000
	Outrigger and blade	16 300	16 800
	Front and rear outrigger	16 600	17 100
2.52 m	Rear blade	15 300	15 800
	Rear outrigger	15 600	16 000
	Outrigger and blade	16 400	16 800
	Front and rear outrigger	16 700	17 100
3.01 m	Rear blade	15 400	15 900
	Rear outrigger	15 700	16 100
	Outrigger and blade	16 500	16 900
	Front and rear outrigger	16 800	17 200

Including 0.50 m³ (ISO 7451 : 2007 heaped), bucket weight (420 kg) and counterweight : standard (2 800 kg), optional (3 100 kg).

Arm length	Stabilization	ZX155W-7	
		2-Piece	
		kg	
2.10 m	Rear blade	16 200	
	Rear outrigger	16 400	
	Outrigger and blade	17 200	
	Front and rear outrigger	17 500	
2.52 m	Rear blade	16 200	
	Rear outrigger	16 400	
	Outrigger and blade	17 200	
	Front and rear outrigger	17 500	
3.01 m	Rear blade	16 300	
	Rear outrigger	16 600	
	Outrigger and blade	17 300	
	Front and rear outrigger	17 600	

Including 0.50 m³ (ISO 7451 : 2007 heaped), bucket weight (420 kg) and counterweight (3 200 kg).

BUCKET AND ARM DIGGING FORCE

Unit: kN

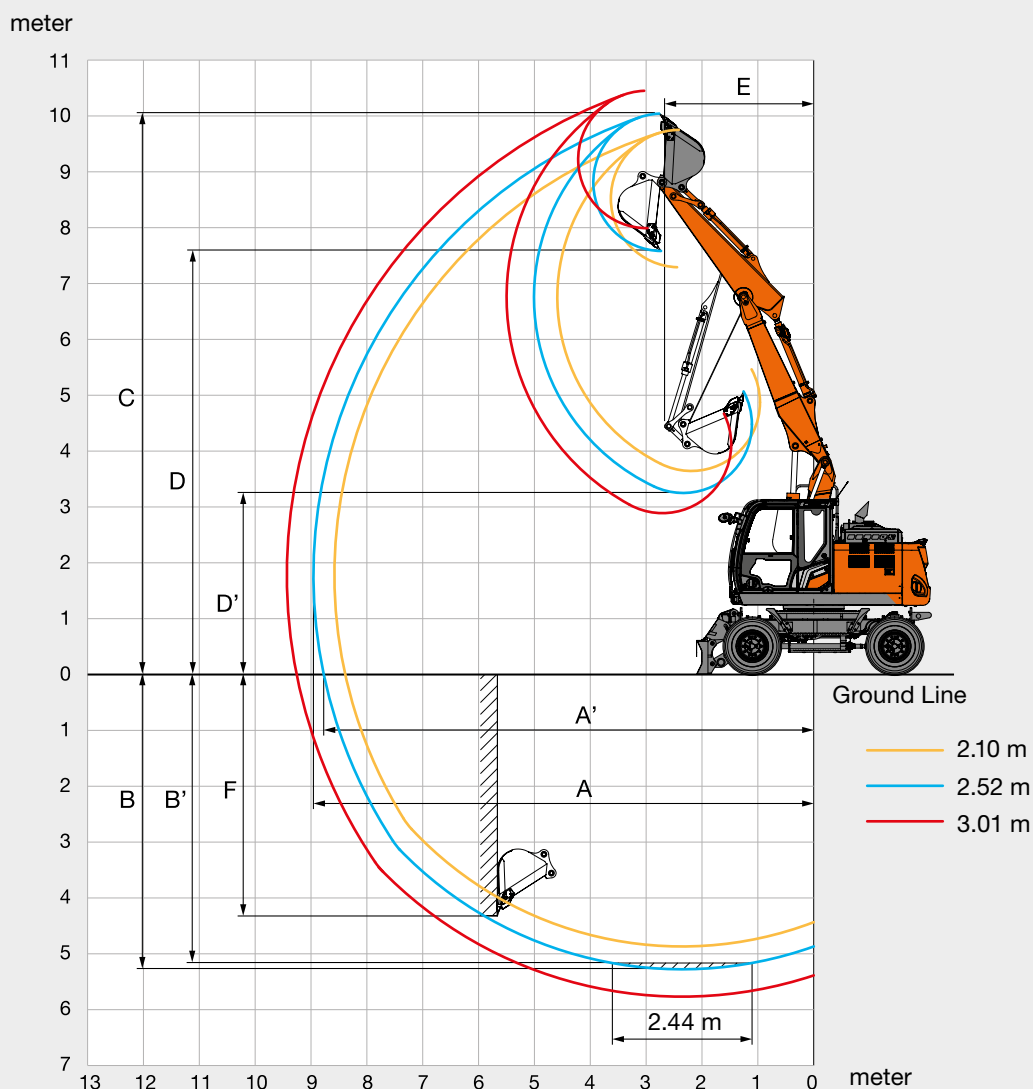
Arm length	ZX135W-7		ZX150W-7			ZX155W-7		
	1.96 m	2.26 m	2.10 m	2.52 m	3.01 m	2.10 m	2.52 m	3.01 m
Bucket digging force* ISO 6015 : 2006	94	94	104	104	104	104	104	104
Arm crowd force* ISO 6015 : 2006	66	57	77	69	61	77	69	61

* At power boost

SPECIFICATIONS

ZX150W-7

WORKING RANGES: 2-PIECE BOOM



Unit: mm

Front type	ZX150W-7		
	2-Piece boom		
Arm length	2.10 m	2.52 m	3.01 m
A Max. digging reach	8 580	8 960	9 430
A' Max. digging reach (on ground)	8 390	8 780	9 260
B Max. digging depth	4 870	5 290	5 770
B' Max. digging depth for 2.44 m level	4 760	5 180	5 670
C Max. cutting height	9 750	10 040	10 450
D Max. dumping height	7 290	7 570	7 990
D' Min. dumping height	3 640	3 250	2 890
E Min. swing radius	2 520	2 670	3 040
F Max. vertical wall digging depth	3 970	4 330	4 790

SPECIFICATIONS

ZX150W-7



DIMENSIONS













Unit: mm

		ZX150W-7				
	Stabilizer type	Rear BL	Rear O/R	Front BL Rear O/R	Front O/R Rear BL	Front and Rear O/R
A	Overall length (with monoblock boom)					
	Arm 2.10 m	7 760	7 820	7 820	7 760	7 820
	Arm 2.52 m	7 700	7 760	7 760	7 700	7 760
	Arm 3.01 m	7 680	7 740	7 740	7 680	7 740
A'	Overall length (with 2-piece boom)					
	Arm 2.10 m	8 160	8 220	8 220	8 160	8 220
	Arm 2.52 m	8 170	8 230	8 230	8 170	8 230
	Arm 3.01 m	8 140	8 200	8 200	8 140	8 200
B	Overall height of boom (with monoblock boom)					
	Arm 2.10 m	2 860	2 860	2 860	2 860	2 860
	Arm 2.52 m	2 950	2 950	2 950	2 950	2 950
	Arm 3.01 m	3 240	3 240	3 240	3 240	3 240
B'	Overall height of boom (with 2-piece boom)					
	Arm 2.10 m	3 000	3 000	3 000	3 000	3 000
	Arm 2.52 m	3 110	3 110	3 110	3 110	3 110
	Arm 3.01 m	3 350	3 350	3 350	3 350	3 350
C	Rear-end swing radius	2 120	2 120	2 120	2 120	2 120
D	Engine cover height	2 710	2 710	2 710	2 710	2 710
E	Counterweight clearance	1 215	1 215	1 215	1 215	1 215
F	Overall width of upper structure	2 480	2 480	2 480	2 480	2 480
G	Overall height of cabin	3 150	3 150	3 150	3 150	3 150
H	Overall width of tires	2 550	2 490	2 490	2 490	2 490
J	Min. ground clearance	300	320	300	300	320
K	Wheel base	2 550	2 550	2 550	2 550	2 550
L	Swing-center to rear axle	1 100	1 100	1 100	1 100	1 100
M	Front overhang	655	655	1 055	1 150	1 150
N	Rear overhang	945	1 060	1 060	965	1 060
O	Max. blade lower	145	–	145	145	–
P	Blade height	590	–	590	590	–
Q	Max. blade raise	445	–	445	445	–
R	Overall blade width	2 530	–	2 530	2 530	–
S	Overall width O/R retract	–	2 470	2 470	2 470	2 470
T	Overall width O/R extend	–	3 380	3 380	3 380	3 380
V	Overall boom height (traveling) (for 2-Piece boom only)					
	Arm 2.10 m	4 000	4 000	4 000	4 000	4 000
	Arm 2.52 m	4 000	4 000	4 000	4 000	4 000
	Arm 3.01 m	3 750	3 750	3 750	3 750	3 750
W	Front overhang (traveling) (for 2-Piece boom only)					
	Arm 2.10 m	2 870	2 870	2 870	2 870	2 870
	Arm 2.52 m	3 090	3 090	3 090	3 090	3 090
	Arm 3.01 m	4 890	4 890	4 890	4 890	4 890

Transportation dimensions are A (A'), B (B'), H (without blade) or A (A'), B (B'), R (with blade).

ZX150W-7 2-PIECE BOOM, ARM 3.01 M, 3 100 KG COUNTERWEIGHT

 Rating over-front or rear  Rating over-side or 360 degrees Unit : kg

Load point height (m)	Stabilization	Load radius										At max. reach		meter		
		1.5 m		3.0 m		4.5 m		6.0 m		7.5 m						
																
7.5 m	Rear blade up (over front)					*3 310	*3 310							*2 350	*2 350	5.75
	Rear blade down (over rear)					*3 310	*3 310							*2 350	*2 350	
	Rear outrigger down (over rear)					*3 310	*3 310							*2 350	*2 350	
	Front outrigger and rear blade down (over rear)					*3 310	*3 310							*2 350	*2 350	
	Front blade and rear outrigger down (over rear)					*3 310	*3 310							*2 350	*2 350	
	4 outrigger down (over rear)					*3 310	*3 310							*2 350	*2 350	
6.0 m	Rear blade up (over front)					*3 190	*3 190	*3 220	2 510					*2 070	1 860	6.98
	Rear blade down (over rear)					*3 190	*3 190	*3 220	2 880					*2 070	*2 070	
	Rear outrigger down (over rear)					*3 190	*3 190	*3 220	*3 220					*2 070	*2 070	
	Front outrigger and rear blade down (over rear)					*3 190	*3 190	*3 220	*3 220					*2 070	*2 070	
	Front blade and rear outrigger down (over rear)					*3 190	*3 190	*3 220	*3 220					*2 070	*2 070	
	4 outrigger down (over rear)					*3 190	*3 190	*3 220	*3 220					*2 070	*2 070	
4.5 m	Rear blade up (over front)					*3 520	*3 520	*3 410	2 500	*2 610	1 640			*1 960	1 540	7.72
	Rear blade down (over rear)					*3 520	*3 520	*3 410	2 850	*2 610	1 920			*1 960	1 810	
	Rear outrigger down (over rear)					*3 520	*3 520	*3 410	3 350	*2 610	2 320			*1 960	*1 960	
	Front outrigger and rear blade down (over rear)					*3 520	*3 520	*3 410	*3 410	*2 610	*2 610			*1 960	*1 960	
	Front blade and rear outrigger down (over rear)					*3 520	*3 520	*3 410	*3 410	*2 610	*2 610			*1 960	*1 960	
	4 outrigger down (over rear)					*3 520	*3 520	*3 410	*3 410	*2 610	*2 610			*1 960	*1 960	
3.0 m	Rear blade up (over front)			*5 890	*5 890	*4 760	3 640	*3 810	2 470	2 800	1 640			*1 960	1 380	8.11
	Rear blade down (over rear)			*5 890	*5 890	*4 760	4 170	*3 810	2 810	*3 310	1 920			*1 960	1 630	
	Rear outrigger down (over rear)			*5 890	*5 890	*4 760	*4 760	*3 810	*3 290	*3 310	2 310			*1 960	*1 960	
	Front outrigger and rear blade down (over rear)			*5 890	*5 890	*4 760	*4 760	*3 810	*3 810	*3 310	2 910			*1 960	*1 960	
	Front blade and rear outrigger down (over rear)			*5 890	*5 890	*4 760	*4 760	*3 810	*3 810	*3 310	3 000			*1 960	*1 960	
	4 outrigger down (over rear)			*5 890	*5 890	*4 760	*4 760	*3 810	*3 810	*3 310	*3 310			*1 960	*1 960	
1.5 m	Rear blade up (over front)			*8 000	*6 240	*5 710	3 600	3 850	2 460	2 760	1 590			*2 040	1 320	8.2
	Rear blade down (over rear)			*8 000	7 260	*5 710	4 080	*4 230	2 800	*3 460	1 870			*2 040	1 570	
	Rear outrigger down (over rear)			*8 000	*8 000	*5 710	4 820	*4 230	3 260	*3 460	2 270			*2 040	1 920	
	Front outrigger and rear blade down (over rear)			*8 000	*8 000	*5 710	*5 710	*4 230	3 970	*3 460	2 870			*2 040	*2 040	
	Front blade and rear outrigger down (over rear)			*8 000	*8 000	*5 710	*5 710	*4 230	4 080	*3 460	2 960			*2 040	*2 040	
	4 outrigger down (over rear)			*8 000	*8 000	*5 710	*5 710	*4 230	*4 230	*3 460	3 410			*2 040	*2 040	
0 m (Ground)	Rear blade up (over front)	*8 010	*8 010	*9 010	6 270	5 740	3 600	*3 880	2 320	2 690	1 520			*2 230	1 340	8.0
	Rear blade down (over rear)	*8 010	*8 010	*9 010	*7 300	*6 160	4 110	*4 470	2 700	*3 510	1 800			*2 230	1 600	
	Rear outrigger down (over rear)	*8 010	*8 010	*9 010	8 820	*6 160	*4 830	*4 470	3 240	*3 510	2 200			*2 230	1 960	
	Front outrigger and rear blade down (over rear)	*8 010	*8 010	*9 010	*9 010	*6 160	5 890	*4 470	3 990	*3 510	2 800			*2 230	*2 230	
	Front blade and rear outrigger down (over rear)	*8 010	*8 010	*9 010	*9 010	*6 160	*6 050	*4 470	4 090	*3 510	2 890			*2 230	*2 230	
	4 outrigger down (over rear)	*8 010	*8 010	*9 010	*9 010	*6 160	*6 160	*4 470	*4 470	*3 510	3 360			*2 230	*2 230	
-1.5 m	Rear blade up (over front)	*10 850	*10 850	*9 910	6 120	5 860	3 420	3 780	2 150					*2 590	1 470	7.49
	Rear blade down (over rear)	*10 850	*10 850	*9 910	7 370	*6 230	4 020	*4 550	2 530					*2 590	1 750	
	Rear outrigger down (over rear)	*10 850	*10 850	*9 910	*9 030	*6 230	4 900	*4 550	3 080					*2 590	2 140	
	Front outrigger and rear blade down (over rear)	*10 850	*10 850	*9 910	*9 910	*6 230	6 010	*4 550	3 930					*2 590	*2 590	
	Front blade and rear outrigger down (over rear)	*10 850	*10 850	*9 910	*9 910	*6 230	6 140	*4 550	4 060					*2 590	*2 590	
	4 outrigger down (over rear)	*10 850	*10 850	*9 910	*9 910	*6 230	*6 230	*4 550	*4 550					*2 590	*2 590	
-3.0 m	Rear blade up (over front)	*16 620	*16 620	*10 240	5 990	5 830	3 210	3 680	2 050					*3 280	1 830	6.47
	Rear blade down (over rear)	*16 620	*16 620	*10 240	7 230	*6 460	3 800	*4 100	2 430					*3 280	2 170	
	Rear outrigger down (over rear)	*16 620	*16 620	*10 240	9 160	*6 460	4 660	*4 100	2 980					*3 280	2 660	
	Front outrigger and rear blade down (over rear)	*16 620	*16 620	*10 240	*10 240	*6 460	6 040	*4 100	3 830					*3 280	*3 280	
	Front blade and rear outrigger down (over rear)	*16 620	*16 620	*10 240	*10 240	*6 460	6 270	*4 100	3 960					*3 280	*3 280	
	4 outrigger down (over rear)	*16 620	*16 620	*10 240	*10 240	*6 460	*6 460	*4 100	*4 100					*3 280	*3 280	
-4.5 m	Rear blade up (over front)			*8 190	5 790									*8 020	5 640	3.06
	Rear blade down (over rear)			*8 190	7 030									*8 020	6 830	
	Rear outrigger down (over rear)			*8 190	*8 190									*8 020	*8 020	
	Front outrigger and rear blade down (over rear)			*8 190	*8 190									*8 020	*8 020	
	Front blade and rear outrigger down (over rear)			*8 190	*8 190									*8 020	*8 020	
	4 outrigger down (over rear)			*8 190	*8 190									*8 020	*8 020	

EQUIPMENT

ENGINE	ZX135W-7	ZX150W-7	ZX155W-7
Aftertreatment device	●	●	●
Air cleaner double filters	●	●	●
Alternator 100 A	●	●	●
Auto idle system	●	●	●
Auto shut-down control	●	●	●
Cartridge-type engine oil filter	●	●	●
Cartridge-type fuel main filter	●	●	●
Consite OIL (sensor)*	●	●	●
Coolant heater	○	○	○
DEF/AdBlue® tank	●	●	●
DEF/AdBlue® tank inlet strainer and extension filler	●	●	●
Dry-type air filter with evacuator valve (with air filter restriction indicator)	●	●	●
Dust-proof indoor net	●	●	●
ECO/PWR mode control	●	●	●
Engine oil drain coupler	●	●	●
Expansion tank	●	●	●
Fan guard	●	●	●
Fuel heater	○	○	○
Fuel pre-filter with water separator	●	●	●
Isolation-mounted engine	●	●	●
Maintenance free pre-cleaner	○	○	○
Radiator, oil cooler and intercooler	●	●	●

HYDRAULIC SYSTEM			
Auto power lift	●	●	●
ConSite OIL (sensor)*	●	●	●
Control valve with main relief valve	●	●	●
Extra port for control valve	●	●	●
High mesh full-flow filter	●	●	●
Hose rupture valve for arm	●	●	●
Hose rupture valve for boom	●	●	●
Pilot filter	●	●	●
Power boost	●	●	●
Restriction indicator for full-flow filter	○	○	○
Shockless valve in pilot circuit	●	●	●
Steering filter	●	●	●
Suction filter	●	●	●
Swing dampener valve	●	●	●
Variable reliefvalve for breaker and crusher	●	●	●
Work mode selector	●	●	●

CAB	ZX135W-7	ZX150W-7	ZX155W-7
All-weather sound suppressed steel cab	●	●	●
Auto control air conditioner	●	●	●
AUX function lever (breaker assist)	●	●	●
Bluetooth®* integrated DAB+radio	●	●	●
Console height adjustment	●	●	●
Control lever auto-lock	●	●	●
CRES VII (center pillar reinforced structure) cab	●	●	●
Drink holder with hot and cool function	●	●	●
Electric double horn	●	●	●
Engine shut-off switch	●	●	●
Equipped with reinforced, tinted (green color) glass windows	●	●	●
Evacuation hammer	●	●	●
Floor mat	●	●	●
Footrest	●	●	●
Front window washer (2 points)	●	●	●
Glove compartment	●	●	●
Hands-free calling device	●	●	●
Hot and cool box	●	●	●
Intermittent windshield wipers	●	●	●
Key cylinder light	●	●	●
Laminated round glass window	○	○	○
LED room light	●	●	●
OPG top guard Level I (ISO 10262 : 1998) compliant	●	●	●
OPG top guard Level II (ISO 10262 : 1998) compliant	○	○	○
Pilot shut-off lever	●	●	●
Power outlet 12 V and 24 V	●	●	●
Push button low idle	●	●	●
Rain guard (without OPG front guard)	●	●	●
Rear tray	●	●	●
Retractable seat belt	●	●	●
ROPS (ISO 12117-2 : 2008) compliant cab	●	●	●
Rubber radio antenna	●	●	●
Seat : air suspension seat with heater	●	●	●
Seat adjustment part : backrest, armrest, height and angle, slide forward / back	●	●	●
Seat belt reminder	●	●	●
Short wrist control levers	●	●	●
Smartphone holder	●	●	●
Sun visor (multi-use front or side window)	●	●	●
Sunscreen roller type (multi-use front or side and rear window)	○	○	○
Transparent roof with slide curtain	●	●	●
Wide view wiper	●	●	●
Windows on front, upper, lower and left side can be opened	●	●	●
2 speakers	●	●	●
4 fluid-filled elastic mounts	●	●	●
5V USB power supply	●	●	●
8 inch monitor	●	●	●

Standard and optional equipment may vary by country, so please consult your Hitachi dealer for details.

* Engine oil and hydraulic oil monitoring sensor.

**The system detects the pilot pressure and maintains the set speed by maintaining the pilot pressure.

MONITOR SYSTEM	ZX135W-7	ZX150W-7	ZX155W-7
Alarm buzzers: overheat, engine oil pressure, overload, SCR system trouble	●	●	●
Alarms: overheat, engine warning, engine oil pressure, alternator, minimum fuel level,hydraulic filter restriction, air filter restriction, work mode, overload, SCR system trouble, etc	●	●	●
Attachment operational information	●	●	●
Display of meters: Speedometer, Tachometer, Tripmeter, water temperature, hour, fuel rate, clock, DEF/AdBlue® rate	●	●	●
Other displays: work mode, auto-idle, glow, rearview monitor, operating conditions, etc	●	●	●
35 languages selection	●	●	●

LIGHTS			
Additional boom LED light with cover	○	○	○
Additional cab roof front LED lights	○	○	○
Additional cab roof rear LED light	○	○	○
Brake lamps	●	●	●
Clearance lamps	●	●	●
Hazard lamps	●	●	●
Headlight LED	●	●	●
LED lights for camera (side and rear view camera)	○	○	○
Licence lamp	○	○	○
Rotating lamp (cab)	○	○	○
Rotating lamp (counterweight)	○	○	○
Turn signal lamps	●	●	●
Working LED lights	●	●	●
Working LED Lights under arm	○	○	○

UPPERSTRUCTURE			
Aerial Angle® (270-degree view camera system)	●	●	●
Batteries 2 x 74 Ah	●	—	—
Batteries 2 x 93 Ah	—	●	●
Battery disconnect switch	●	●	●
Body top guardrail	●	●	●
Cab top handhold	●	●	●
Counterweight 2 150 kg	●	—	—
Counterweight 2 800 kg	—	●	—
Counterweight 3 100 kg	—	○	—
Counterweight 3 200 kg	—	—	●
Electric fuel refilling pump with auto stop and filter	●	●	●
Fuel level float	●	●	●
Hydraulic oil level gauge	●	●	●
Lockable fuel refilling cap	●	●	●
Lockable machine covers	●	●	●
Platform handrail	●	●	●
Rear view mirrors (right and left side)	●	●	●
Rear view mirrors with Heater (right and left side)	○	○	○
Skid-resistant plates and handrails	●	●	●
Swing parking brake	●	●	●
Undercover	●	●	●

● : Standard equipment ○ : Optional equipment — : Not applicable

UNDERCARRIAGE	ZX135W-7	ZX150W-7	ZX155W-7
Automatic transmission control	●	●	●
Automatic working brake control	●	●	●
Clamshell bracket	○	○	○
Cruise control**	●	●	●
Electric system for trailer	○	○	○
Front cover	●	●	●
Front dozer blade + rear outrigger	○	○	○
Front fender / rear fender	○	○	○
Front outrigger + rear dozer blade	○	○	○
Front outrigger + rear outrigger	○	○	○
Parking brake	●	●	●
Rear dozer blade	○	○	○
Rear dozer blade, reinforced for trailer towing	○	○	○
Rear outrigger, prepared for trailer towing	○	○	○
Tool box: left side	●	●	●
Tool box: right side	○	○	○
Traction pattern tyres, single or twin type	○	○	○
4 tie down brackets	●	●	●

FRONT ATTACHMENTS			
Arm tip remote lubrication	●	●	●
Auto-lubrication device (swing gear, boom, arm and bucket)	○	○	○
Casted bucket link A	●	●	●
Centralized lubrication system	●	●	●
Dirt seal on all bucket pins	●	●	●
Flanged pin	●	●	●
HN bushing	●	●	●
Lower arm reinforcement	○	○	○
Reinforced link B	○	○	○
Reinforced resin thrust plate	●	●	●
WC (tungsten-carbide) thermal spraying	●	●	●
Welded bucket link A	○	○	○

ATTACHMENT			
Accessories for 2 speed selector	○	○	○
Additional pump (40 L/min)	○	○	○
Assist piping	○	○	○
Breaker and crusher piping	●	●	●
Clamshell piping	○	○	○
Pilot accumulator	●	●	●
PTO valve	○	○	○

MISCELLANEOUS			
ConSite	○	○	○
Global e-Service	●	●	●
Onboard information controller	●	●	●
Standard tool kit	●	●	●
Travel direction mark on chassis frame	●	●	●

Prior to operating this machine, including satellite communication system, in a country other than a country of its intended use, it may be necessary to make modifications to it so that it complies with the local regulatory standards (including safety standards) and legal requirements of that particular country. Please do not export or operate this machine outside the country of its intended use until such compliance has been confirmed. Please contact your Hitachi dealer in case of questions about compliance.

These specifications are subject to change without notice. Illustrations and photos show the standard models, and may or may not include optional equipment, accessories, and all standard equipment with some differences in color and features. Before use, read and understand the Operator's Manual for proper operation.

