



6.26 | 14.42 | 17.40 | 17.45

# FULL ELECTRIC



LITHIUM  
BATTERY



0  
EMISSION



LOW  
NOISE LEVEL



2,6 / 4,5 ton  
LIFTING CAPACITY



6 / 17 m  
LIFTING HEIGHT

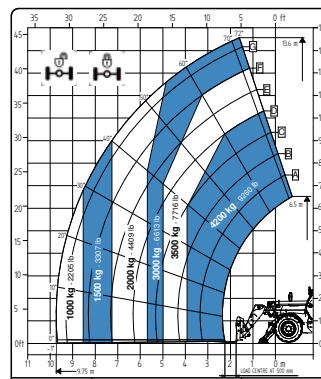
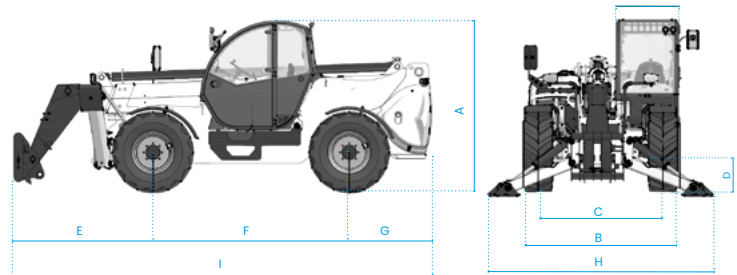
# FULL ELECTRIC

14.42 | 17.40 | 17.45

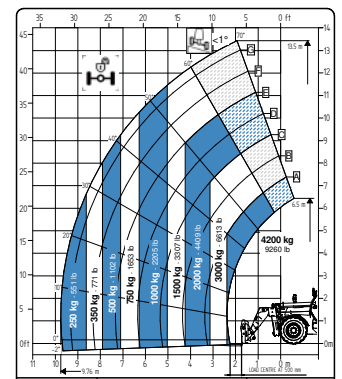
MODELS		14.42	17.40	17.45
<b>DIMENSIONS</b>				
[A] Height	mm	2500	2500	2560
[B] Width	mm	2331	2331	2360
[C] Gauge	mm	1862	1862	1832
[D] Ground clearance	mm	280	280	340
[E] Front overhang	mm	2180	2330	2330
[F] Pitch	mm	2950	2950	2950
[G] Rear overhang	mm	1240	1240	1240
[H] Width with stabilizers	mm	3418	3418	3418
[I] Length	mm	6370	6520	6520
[L] Cabin width	mm	960	960	960
<b>DETAILS</b>				
Number of extracting sections	nr	2	3	3
Max capacity	kg	4200	4000	4500
Max lifting height	m	13,6	16,4	16,4
Max horizontal boom extension	m	9,75	12,6	12,6
Boom extension at max height	m	1,6	2,5	2,5
Swinging Angle	°	144	144	144
<b>TANK CAPACITY</b>				
Hydraulic oil tank	l	150	150	150
<b>CONNECTION FOR EQUIPMENT</b>				
FH		●	●	●

NOTES: Dimensions defined on model with 20" wheels

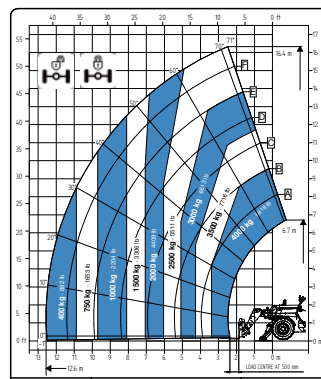
CONFIGURATIONS	FULL ELECTRIC
<b>TRANSMISSION</b>	
Transmission	electric
Speed	km/h 25
<b>ENGINE</b>	
Transmission S2	kW 42
Hydraulic services S3	kW 23
<b>HYDRAULIC</b>	
Pump type	gears pump
Hydraulic capacity	l/bar 120/250
<b>TYRES</b>	
405/70 20	●
405/70 24	○
445/65 R22.5*	○
Turning radius	m 4,2
<b>OTHER</b>	
Joystick	mechanical-electro proportional
Cabin	Queen Cab
Quick coupling	○
Front and rear LED lights	○
Floating boom	○
Boom suspension	○
Manual 6-way diverter	○
PEB (Boom Electric Socket)	○
Front constant flow	○
Bucket mode	●
<b>SPECIAL FEATURES</b>	
Air conditioning	○
Forward buzzer avas	○
Farmatics	FULL (2-5 years)



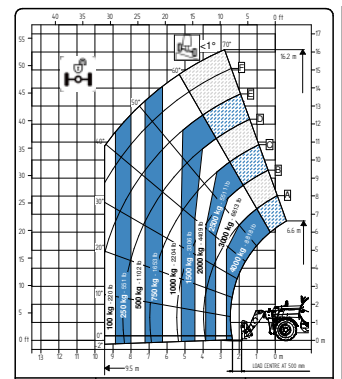
14.42



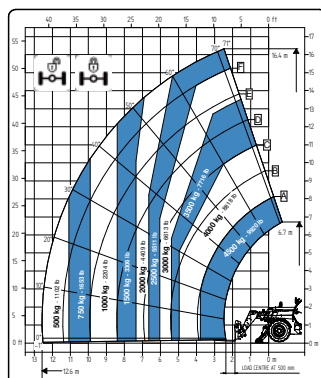
14.42



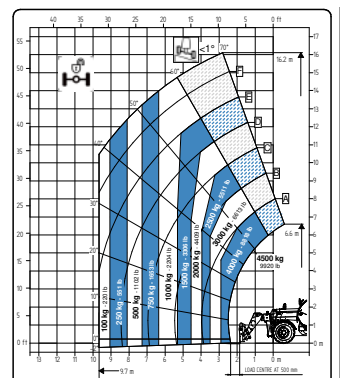
17.40



17.40



17.45



17.45

\* standard on 17.45

● Standard

○ Optional

- Non disponibile

# FULL ELECTRIC

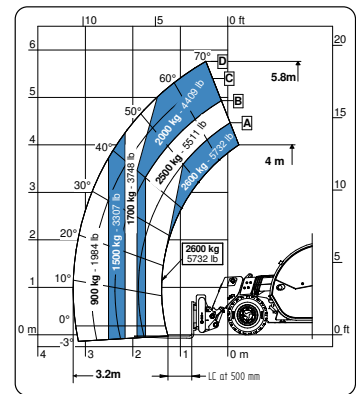
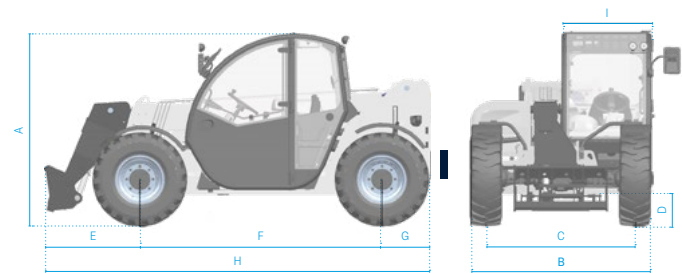
## 6.26

MODELS		6.26
DIMENSIONS		
[A] Height	mm	1935
[B] Width	mm	1890
[C] Gauge	mm	1550
[D] Ground clearance	mm	220
[E] Front overhang	mm	990
[F] Pitch	mm	2525
[G] Rear overhang	mm	520
[H] Length	mm	4035
[I] Cabin width	mm	960
DETAILS		
Number of extracting sections	nr	1
Max capacity	kg	2600
Max lifting height	m	5,9
Max horizontal boom extension	m	3,2
Boom extension at max height	m	0,3
Swinging Angle	°	155
Weight	kg	12150
TANK CAPACITY		
Hydraulic oil tank	l	80
CONNECTION FOR EQUIPMENT		
FH		●
EURO		○

NOTES: Dimensions defined on model with 12-16.5 wheels

CONFIGURATIONS		FULL ELECTRIC
TRANSMISSION		
Transmission		electric
Speed	km/h	12
ENGINE		
Transmission S2	kW	30
Hydraulic services S3	kW	18
HYDRAULIC		
Pump type		gears pump
Hydraulic capacity	l/bar	80/230
TYRES		
12-16,5		●
12,5-18		○
435/50 19.5		○
Turning radius	m	3,25
OTHER		
Joystick		mechanical-electro proportional
Cabin		Queen Cab
Quick coupling		○
Front and rear LED lights		○
Floating boom		○
Boom suspension		○
Manual 6-way diverter		○
PEB (Boom Electric Socket)		○
Front constant flow		○
Bucket mode		●
SPECIAL FEATURES		
Air conditioning		○
Forward buzzer avas		○
Farmatics		FULL (2-5 years)


● Standard    ○ Optional



BATTERIES	24 kW/h (315 Ah)	32 kW/h (420 Ah)	43 kW/h (560 Ah)
AUTONOMY STANDARD CYCLE INTENSIVE (eco mode)	UP TO 3 HOURS	UP TO 4 HOURS	UP TO 6 HOURS
AUTONOMY STANDARD CYCLE NOT INTENSIVE (eco mode)	UP TO 6 HOURS	UP TO 8 HOURS	UP TO 11 HOURS

CHARGERS				
STANDARD ON BOARD MONO PHASE CHARGER		0-80%	6 h	8 h 50 m 11 h 20 m
POWER INPUT	16 A 240 VAC	0-100%	8 h 15 m	11 h 40 m 14 h 50 m
POWER OUTPUT	35 A 80 VDC			
EXTERNAL THREE PHASES CHARGER 400V - 80A		0-80%	3 h 10 m	4 h 30 m 5 h 40 m
POWER INPUT	18 A 400 VAC	0-100%	4 h 50 m	6 h 20 m 8 h
POWER OUTPUT	80 A 80 VDC			
EXTERNAL THREE PHASES FAST CHARGER 400V - 200A		0-80%	1 h 10 m	1 h 40 m 2 h 10 m
POWER INPUT	43 A 400 VAC	0-100%	2 h	2 h 45 m 3 h 40 m
POWER OUTPUT	200 A 80 VDC			
ON BOARD FAST CHARGER		0-80%	2 h 20 m	3 h 3 h 50 m
POWER INPUT	16 A 400 VAC	0-100%	3 h 20 m	4 h 30 m 5 h 40 m
POWER OUTPUT	110 A 80 VDC			





Faresin FULL ELECTRIC is a line-up launched in 2018 with the unveiling of the first fully electric telehandler. FULL ELECTRIC machines are technological jewels, designed and industrialized by Faresin Industries, that embody the concept of effective sustainability: respect for the environment that does not sacrifice profitability and performance

The zero CO2 emissions allow their use even in closed environments, such as warehouses, logistics areas, agricultural activities, improving the level of comfort and safety in the working environment. The reduced noise level allows it to operate in environments and workplaces, where the use of endothermic engines is not recommended.

The Full Electric telehandler can be used in any working condition thanks to its maneuverability and its 4-wheel steering with all-wheel drive.

## IDEAL FOR ECO-FRIENDLY INTERVENTIONS

Ideal for rental service for jobs that require environmental impact assessment and sustainability.

## VENTILATION SYSTEM

An air conditioning, heating and ventilation system designed to work perfectly 365 days of the year. Easy regulation to find the right temperature for your working needs, in all conditions.

## FIELDS OF USE

The Faresin electric telescopic handler is suitable for any type of application where the use of a combustion engine would be limited.

- Historical centers
- Livestock
- Cold Store
- Recycling centers
- Organic farming
- Greenhouses
- Logistics centers

## SILENT AND EFFECTIVE

The same performance as a conventional telescopic handler without the noise of a combustion engine.

## OPERATING COSTS -60%

The greater investment in the purchase phase is amortized on average after about 2 years of work also due to the zero maintenance associated with the diesel engine.







## FULL ELECTRIC 14.42 | 17.40 | 17.45

A range created for great heights, with a three-section boom for a maximum lifting height of 17 meters and a maximum load capacity of 4.5 tons. Front stabilizers and tilt correction system ensure better performance and greater stability when lifting at high heights on any type of terrain.

### TOTAL POWER

Its centerpiece is the 45 kW/h, 435 V high-voltage lithium-ion battery that powers two electric motors, 51 kW for transmission and 23 kW for services. Power is delivered only when required, avoiding waste of energy and further extending battery life.

Thanks to this extraordinary power, the performance of the new Big Range Full Electric is in no way inferior to that of the endothermic engine versions. In fact, the optimized management of the transmission allows a peak traction force of 44.3 kN and the maximum speed is 25 km/h, managed by a two-speed gearbox.

### UNIVERSAL CHARGE

Battery charging has never been easier. The onboard system allows batteries to be recharged with maximum flexibility, thanks to a single plug-in interface on the machine and a free choice of power supply: 220V single-phase, 400V three-phase and fast charging station.

# FAR FULL EU



## FULL ELECTRIC 6.26

Swift, silent and sustainable. 6.26 Full Electric Faresin is suitable for any type of use thanks to its lifting capacity of 2,6 tons and a maximum height of 6 meters. Twin to its endothermic engine version, it was designed to be the uncompromisingly ecological alternative.

It is the first Full Electric telehandler to be mass-produced globally according to unrivalled build quality standards.

### SILENT POWER

The centerpiece is the 80 V and 315, 420 or 560 Ah lithium battery kit that powers two electric motors, 30 kW for transmission and 18 kW for services. Power is delivered only when required, avoiding waste of energy and further extending the battery life.

### 4 TYPES OF CHARGING

Take advantage of the Fast charger and shorten the charging time during the work cycle. Use classic charging overnight. Standard onboard charger located inside the machine.

Four charging systems available: integrated in 7.5 hours, fast integrated 110 A in 3 hours, external 80 A within 5 hours and Fast 200 A to charge within 2 hours.

## SAFE AND PRECISE MOVEMENTS

The hydraulic system is the real muscle of the telehandler. In this new electric range, an intelligent and powerful hydraulic system has been developed that allows for a flow rate of 120 l/min and a maximum pressure of 250 bar.

The variable displacement pump and the proportional electro-hydraulic Flow Sharing distributor guarantee significant energy savings, simultaneous movement and precise control.



# ESIN ELECTRIC

## VERSATILE AND RELIABLE

Thanks to its maneuverability and its 4-wheel drive, the Full Electric 6.26 telescopic handler can be used under any working conditions in closed environments such as warehouses, logistics areas and in agricultural activities, improving the level of comfort and safety in the working area.

Its reduced noise level allows to operate in environments and workplaces where the use of endothermic engines is not suggested.



**FAR  
MATICS**  
POWERED BY FARESIN

Managing company machinery, exchanging information, optimising maintenance and preventively monitoring problems, will be the standards of the near future. All models in the FS range are ready for the upcoming integrations. Faresin recommends protecting the machine's value by strictly following the scheduled maintenance suggestions provided by the Manufacturer.






## CABIN

The Queen Cab is designed to optimize operator comfort by offering ample interior space and all the comforts required for continuous use.

With the proportional hydraulic control Joystick, all hydraulic functions can be safely controlled, even in difficult working conditions. The interactive color display provides the operator with all the necessary information for machine operation and control diagnostics. Lastly, the controls on the steering wheel and seat are ergonomically arranged for comfortable driving and precise movements.



**FARESIN INDUSTRIES SPA HQ**

Via dell'Artigianato, 36  
36042 Breganze (Vicenza), Italy  
Tel. + 39 0445 800300  
faresin@faresin.com

**FARESIN DEUTSCHLAND GMBH**

Steinach B.R. - an der  
Frankenhöhe 1  
91605 Gallmersgarten, Germany  
Tel. +49 9843 9802828  
lager@faresin.de

**FARESIN DEUTSCHLAND NORD GMBH**

Wissmannstr, 59  
27755 Delmenhorst, Germany  
Tel. +49 4221 800 989-0  
info@faresin-nord.de

**FARESIN POLAND SP. Z O.O.**

ul. Borowiacka 9  
87-100 Toruń, Polska  
Tel. +48 503 147 811  
poland@faresin.com

**FARESIN INDUSTRIES FRANCE**

2 Rue de l'Avenir  
14460 Colombelles, France  
Tel + 33 2 31 82 79 61  
france@faresin.com

11.2022



It brings to the attention of all potential customers, all recipients, and to the maximum extent possible, external interlocutors, that Faresin Industries S.p.A. adopts a general Disclaimer regarding the description of the technical and functional characteristics of its machineries, as well as the manner of their use, also with regard to their safety. The Disclaimer must be understood as having a general scope, and therefore Faresin Industries s.p.a. invites to know it, also by accessing the website: [www.faresin.com](http://www.faresin.com)